Entersoft WMS 5.7.0.0

Entersoft Business Suite® | Entersoft CRM® | Entersoft WMS®

New features and extensions

Contents

1. WMS Back Office extensions 4

1.1 New replenishment plan feature 4
1.2 Improvements to the loading screen 5
1.2.1 Additional information per SO 5
1.2.2 New loading by automation 5
1.3 Stock movement with WH change by automation 6
1.4 New production documents feature 9
1.5 Grouping requests per item line 10

2. WMS Mobile Extensions 11

2.1 Improvements to the sorting process 11
2.1.1 Change MU in shipment sorting 11
2.1.2 Remaining sorting quantity 11
2.1.3 Sorting optimization by item replacement 12
2.2 Ad hoc replenishment based on demand 14
2.3 Inventory taking per location and item 15
2.4 Receipt 17
2.4.1 Nested containers 17
2.4.2 Item receipt without barcode 17
2.5 Detailed packing 19

3. WMS Touch applications extensions 20

3.1 C2C packing station – Touch mode feature 20
3.2 Packing Station 20
3.2.1 Item description and MU confirmation screen 20
3.2.2 Optimizing the item search process 21
3.2.3 Serial number identification as a lot 24
3.3 Receipt station - Continue receipt with quantity 24
3.4 Product station 26
3.4.1 Optimization of the production process 26
3.4.2 Various improvements in the production with weighing process 27

Brief description of version contents

A summary of the main version features. Next up, the full new features & improvements catalog is broken down per category, along with the use of instructions & examples, as appropriate.

Entersoft WMS Back Office

- New replenishment plan feature
- Additional information per SO on the loading screen
- New loading by automation
- Stock movement with WH change by automation
- New production documents feature
- Grouping requests per item line

Entersoft WMS Mobile

- Change MU in shipment sorting
- Remaining sorting quantity
- Sorting optimization by item replacement
- Ad hoc replenishment based on demand
- Inventory taking per location and item
- Receipt of nested containers
- Item receipt without barcode
- Detailed Packing

Entersoft WMS Touch

- C2C Packing station: Touch mode feature
- Packing station: Item description and MU confirmation screen
- Packing station: Optimizing the item search process
- Packing station: Serial number identification as a lot
- Receipt station: Continue receipt with quantity
- Product station: Optimization of the production process
- Product station: Various improvements in the production with weighing process

1. WMS Back Office extensions

1.1 New replenishment plan feature

A new feature was added to the replenishment plan, specifically the off-time plan, where it is now possible to create New by copy.

For example:

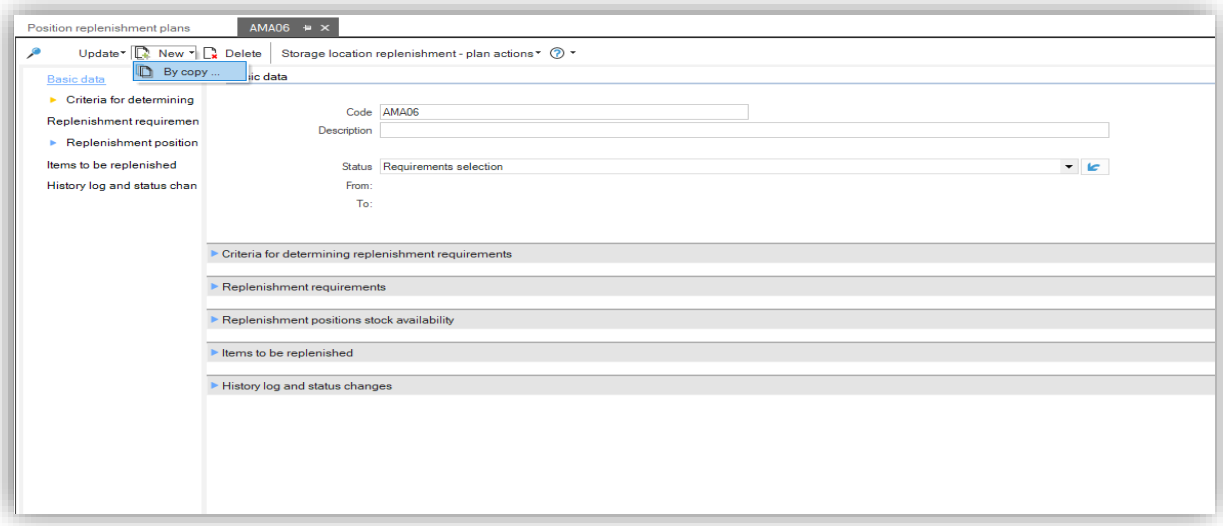

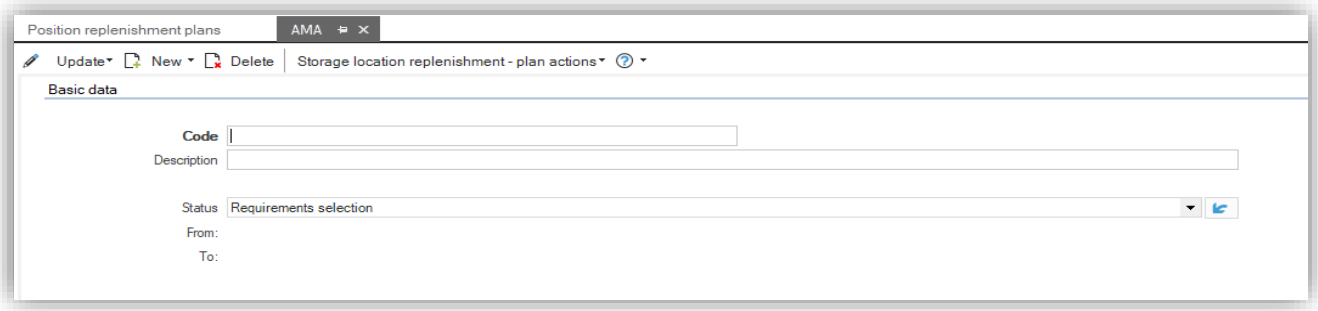

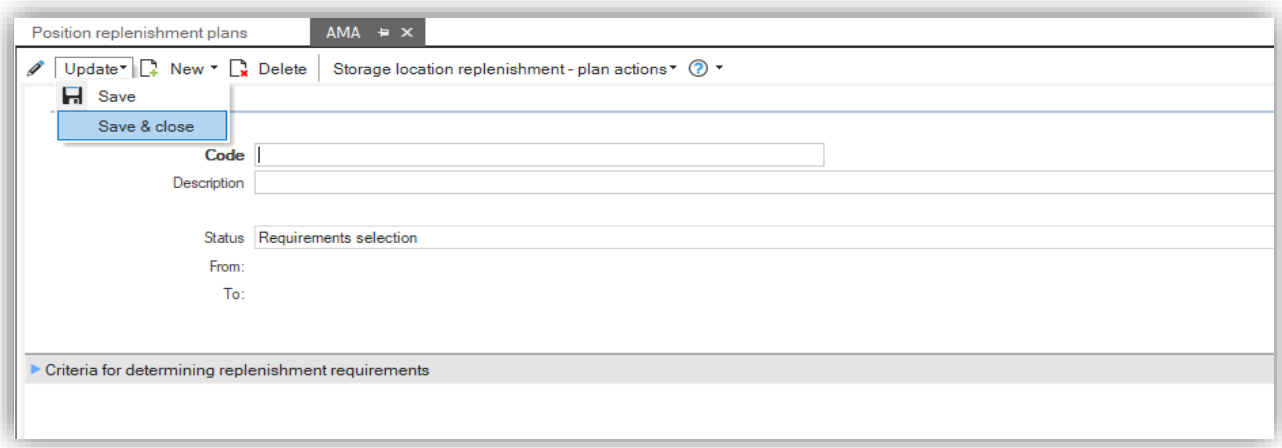

1.2 Improvements to the loading screen

Some general improvements were implemented with regard to the loading screen.

1.2.1 Additional information per SO

More information was added per SO in the Loading Screen. This meets the need for users to carry out better checks on the actions to be loaded (items). The information added is the following:

- Customer name (Trade account)
- Recipient
- Service stage (Invoicing)
- Lot Barcode
- Transporter
- Route
- Means of conveyance
- Driver

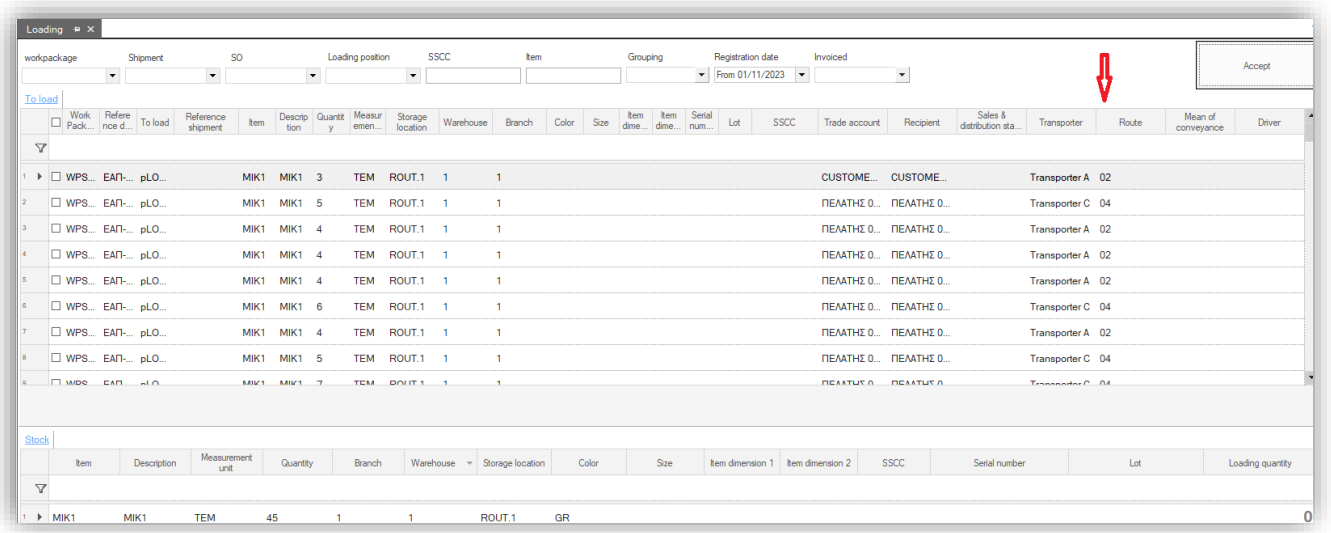

1.2.2 New loading by automation

It is now possible to call the new loading by automation as follows:

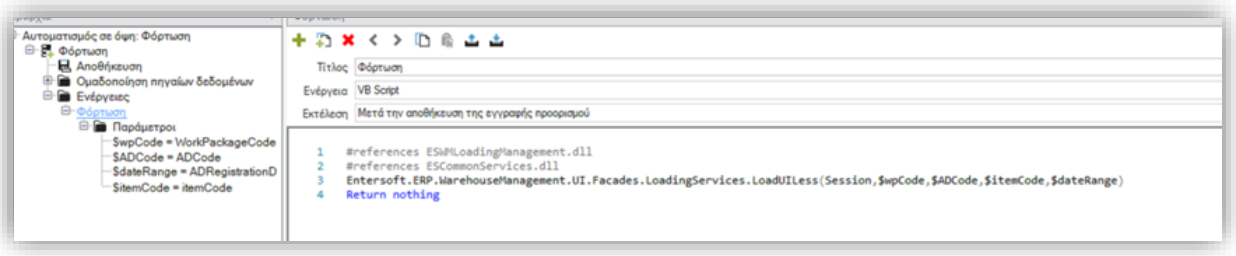

ADCode> SO Document Code

ItemCode>Item Code

daterange>Loading Request Date

1 #references ESWMLoadingManagement.dll

2 #references ESCommonServices.dll

3Entersoft.ERP.WarehouseManagement.UI.Facades.LoadingServises.LoadUILess (Session,$wpCode,$ADCode,$itemCode,$dateRange)

4 Return nothing

For example, it can be called as a CS automation in old loading views (loading based on requests, etc.).

1.3 Stock movement with WH change by automation

This change - improvement concerns stock movements via WH change from the Back Office (BO) automation. In the stock movement automation, from the "Item Current Balance by Package and Dimension" view, the WH declaration to the wizard (creation guide) is no more just an information field, but a field that participates in the WH declaration.

This will result in reduced chances of errors during stock movement via the specific automation and improve user experience. More specifically:

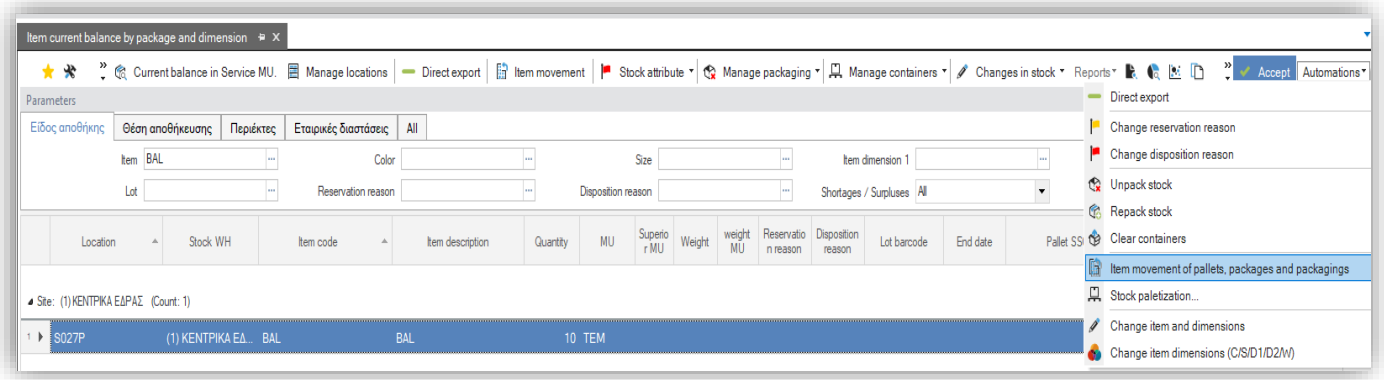
Item current balance by package and dimension
Current balance in Service MU.
Manage locations
Direct export
Item movement
Stock attribute
Manage packaging
Manage containers
Changes in stock
Reports
Accept
Automations
Parameters
Είδος αποθήκης
Θέση αποθήκευσης
Περιέκτες
Εταιρικές διαστάσεις
All
Item
BAL
Color
Size
Item dimension 1
Lot
Reservation reason
Disposition reason
Shortages / Surpluses
All
Location
Stock WH
Item code
Item description
Quantity
MU
Superior MU
Weight
weight MU
Reservation reason
Disposition reason
Lot barcode
End date
Site: (1) ΚΕΝΤΡΙΚΑ ΕΔΡΑΣ (Count: 1)
S027P
(1) ΚΕΝΤΡΙΚΑ ΕΔ...
BAL
BAL
10
TEM
Direct export
Change reservation reason
Change disposition reason
Unpack stock
Repack stock
Clear containers
Item movement of pallets, packages and packagings
Stock paletization...
Change item and dimensions
Change item dimensions (C/S/D1/D2/W)

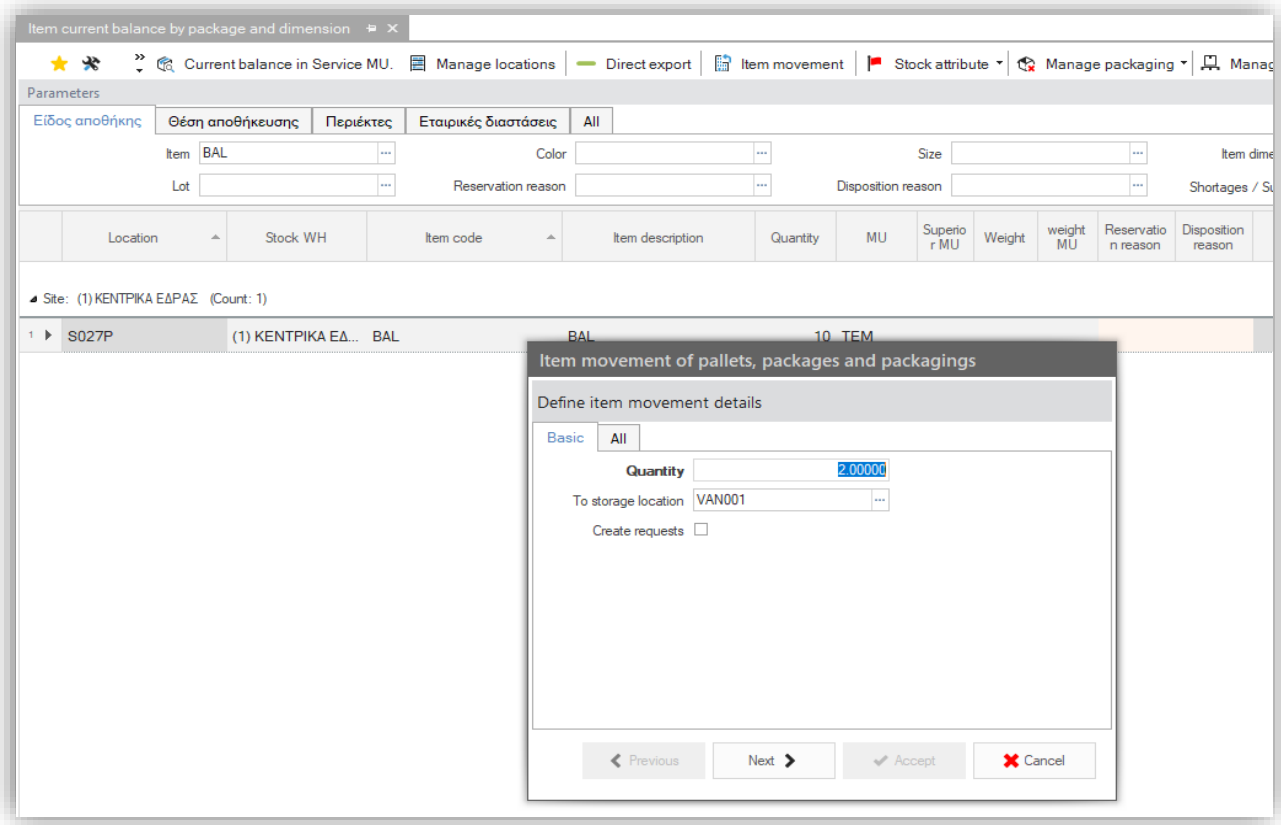
Item current balance by package and dimension
Current balance in Service MU.
Manage locations
Direct export
Item movement
Stock attribute
Manage packaging
Parameters
Είδος αποθήκης
Θέση αποθήκευσης
Περιέκτες
Εταιρικές διαστάσεις
All
Item
BAL
Color
Size
Lot
Reservation reason
Disposition reason
Location
Stock WH
Item code
Item description
Quantity
MU
Superior MU
Weight
weight MU
Reservation reason
Disposition reason
Site: (1) ΚΕΝΤΡΙΚΑ ΕΔΡΑΣ (Count: 1)
S027P
(1) ΚΕΝΤΡΙΚΑ ΕΔ...
BAL
BAL
10
TEM
Item movement of pallets, packages and packagings
Define item movement details
Basic
All
Quantity
2.00000
To storage location
VAN001
Create requests
Previous
Next
Accept
Cancel

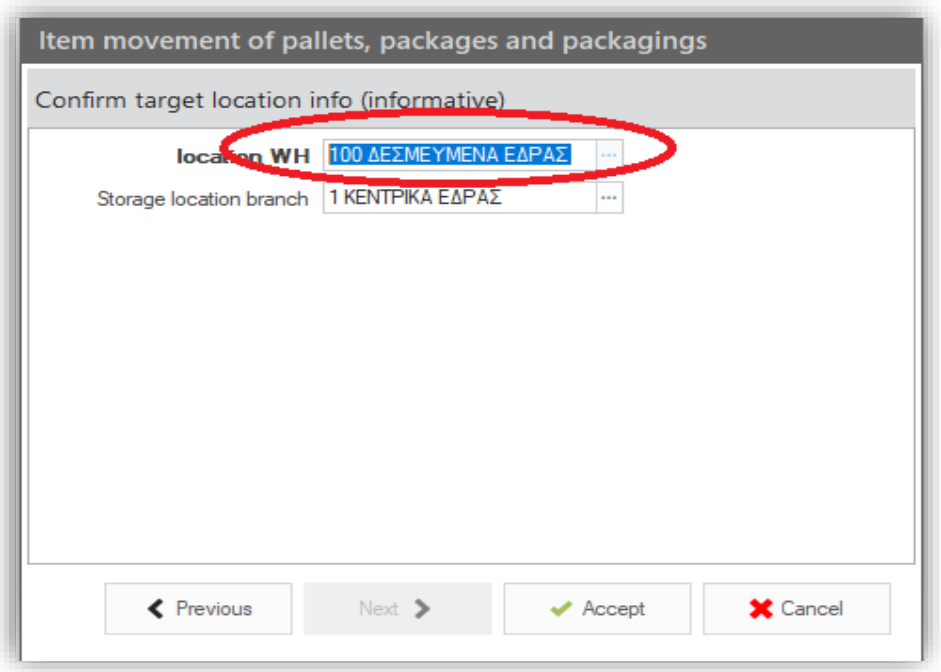

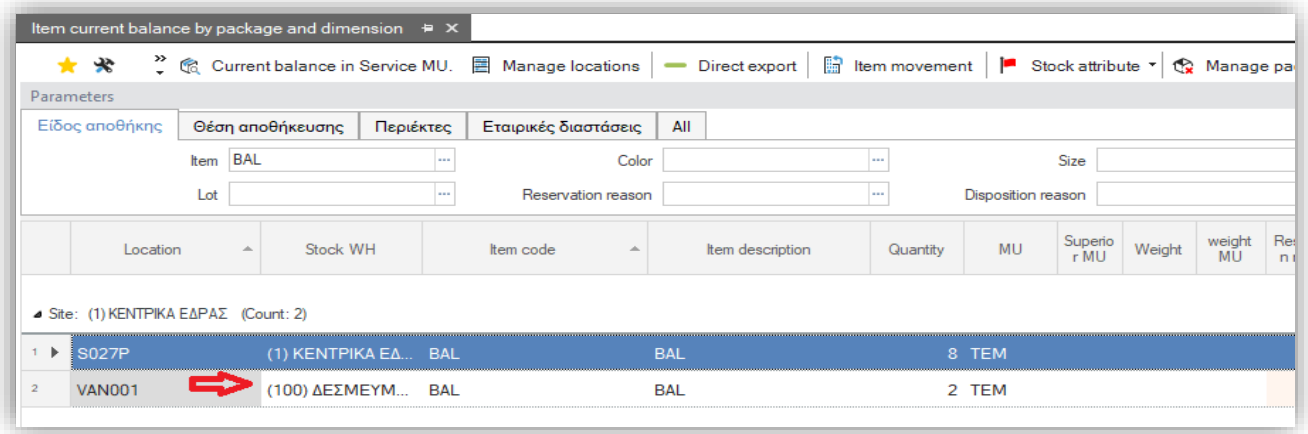

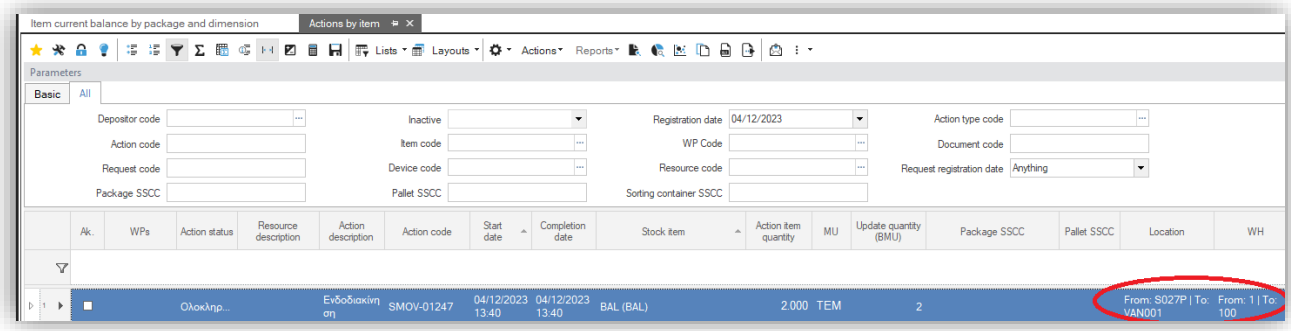

This functionality is also available in the hotfix for versions 5.4.0.0, 5.5.0.0 and 5.6.0.0.

1.4 New production documents feature

This new functionality meets various needs in the production (and consumables) circuit, especially when creating documents related to orders that do not close within the same day.

More specifically, in cases of either partial update, or even completion of production and consumption, the documents created in ERP will be included in different PNCs/CONs, based on the date of the production actions, instead of a single document being created.

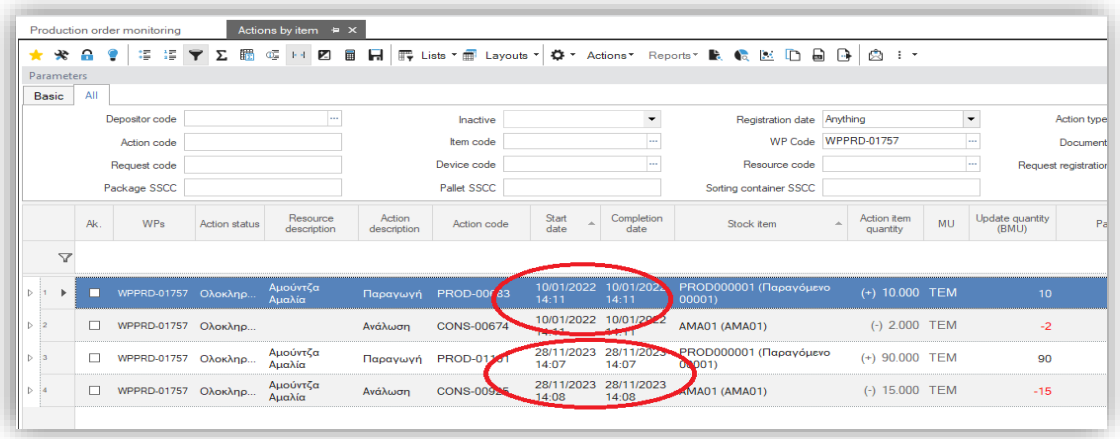

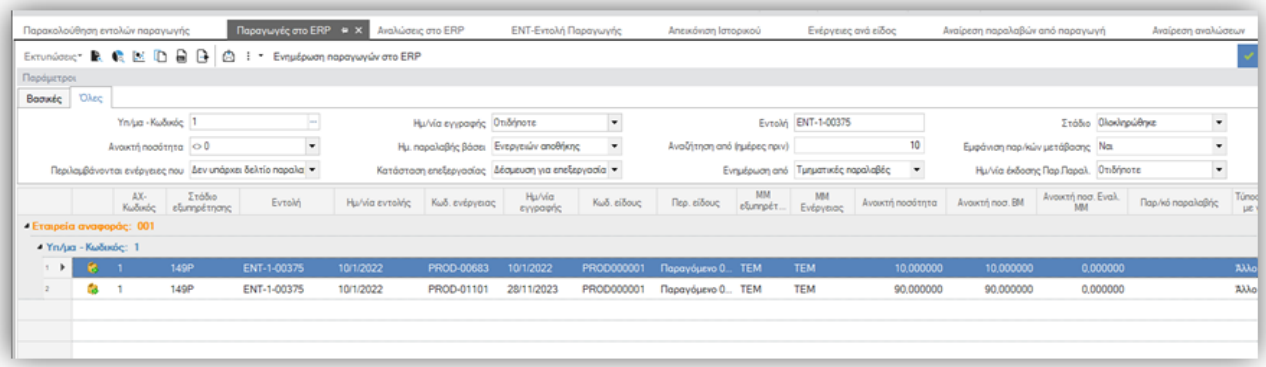

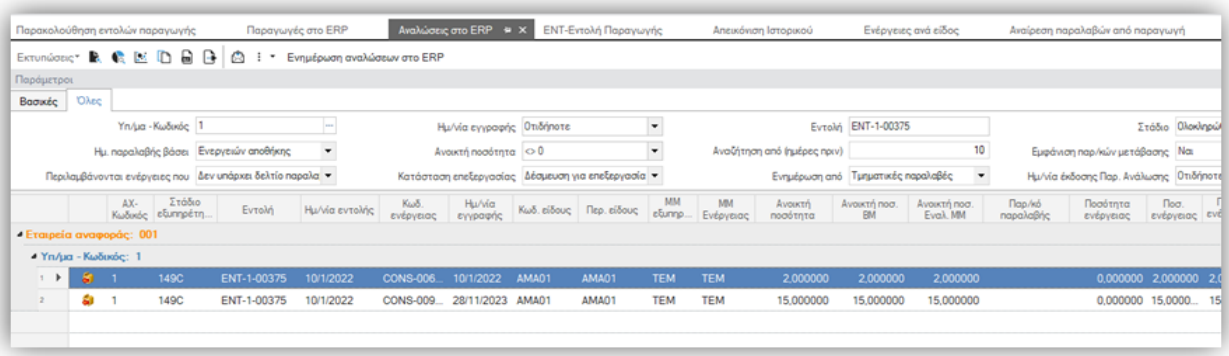

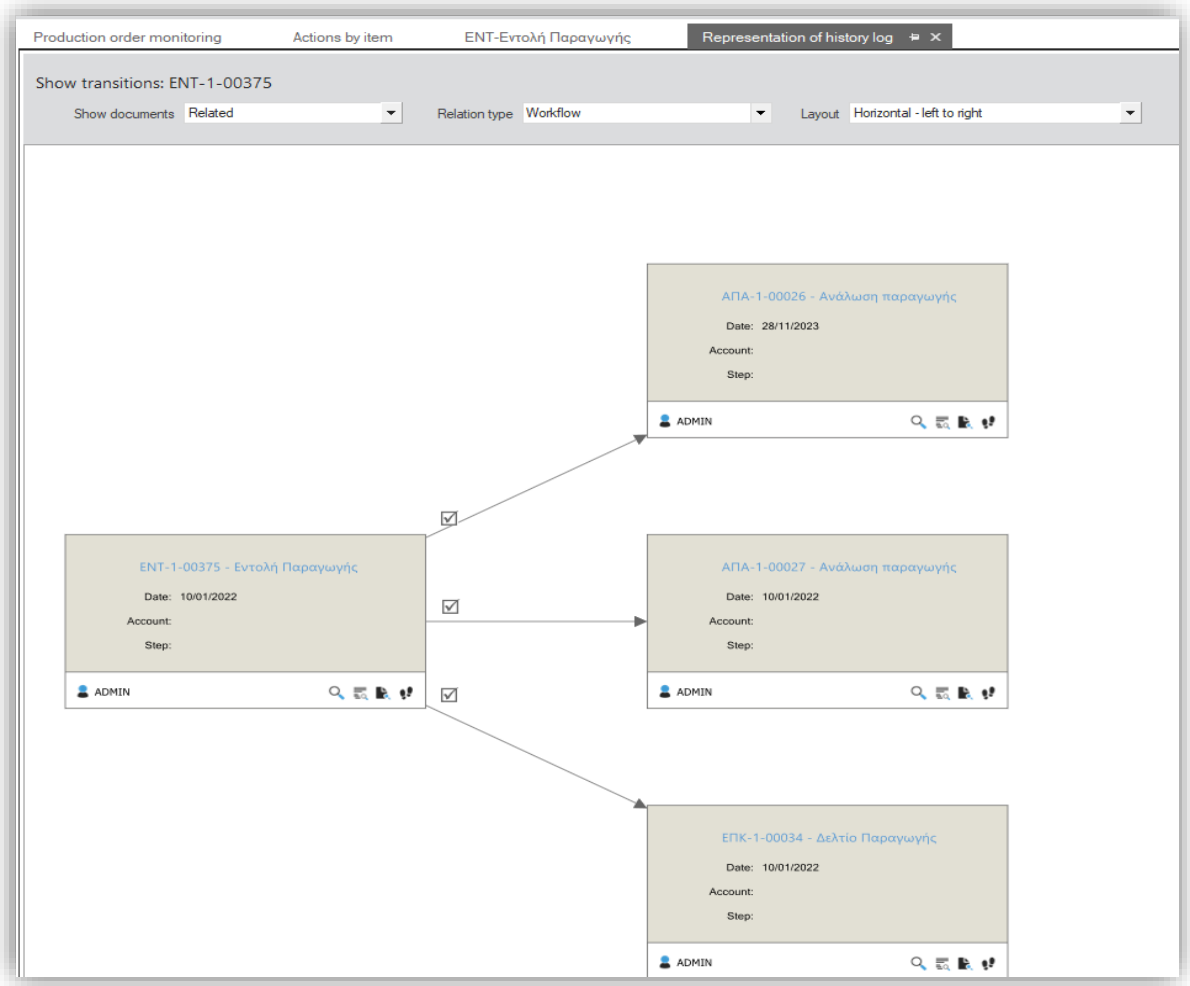

1.5 Grouping requests per item line

Respective to the picking parameters, parameters were added that define the fields by which receipt and stock movement requests are grouped.

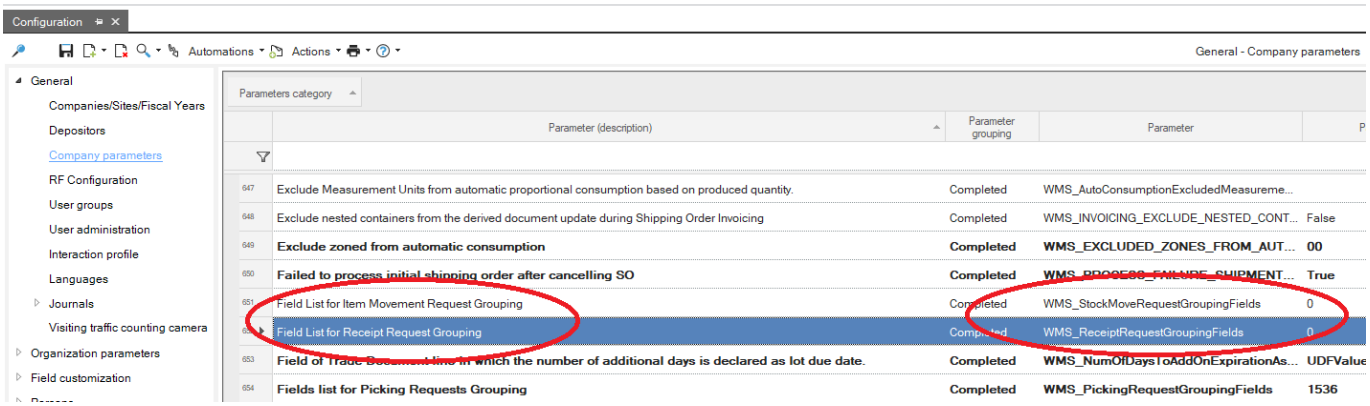

Field List for Item Movement Request Grouping > WMS_StockMoveRequestGroupingFields

Field List for Receipt Request Grouping > WMS_ReceiptRequestGroupingFields

2. WMS Mobile Extensions

2.1 Improvements to the sorting process

2.1.1 Change MU in shipment sorting

The sorting process has been optimized by making it possible to change the item MU using F2 in RF, when sorting is being performed in a step that's independent from sorting.

In RF, from menu 3.ORDERS>8.SORTING

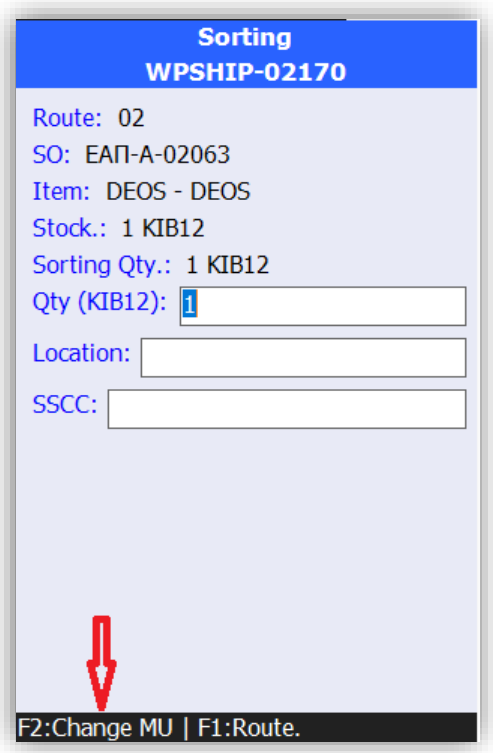

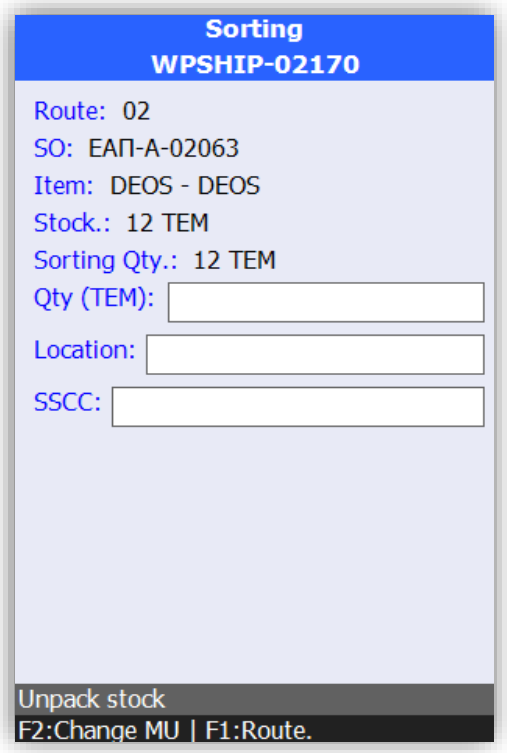

2.1.2 Remaining sorting quantity

With this addition, the system meets the user need to know the quantity required per order. In RF it's possible, when sorting is performed in a step that's independent from sorting and the MU is changed using F2, to continue displaying the requested sorting quantity on the next screen.

In RF, from menu 3.ORDERS>8.SORTING

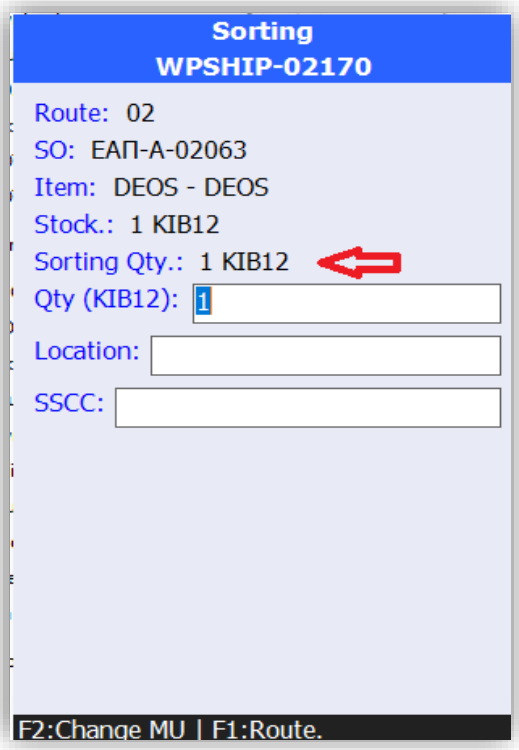

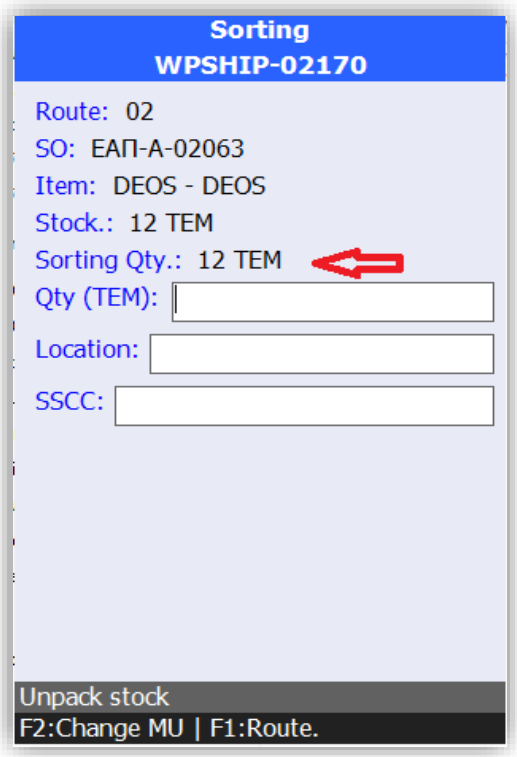

This functionality is also available in hotfix of versions 5.4.0.0, 5.5.0.0 and 5.6.0.0.

2.1.3 Sorting optimization by item replacement

In this version, in grouped picking scenarios with item replacement, the system recognizes that an item replacement took place and the sorting request is fulfilled. This is also possible in picking requests.

Basically, the corresponding sorting requests are updated with the item for which the picking was eventually performed.

Using a simple example, we get:

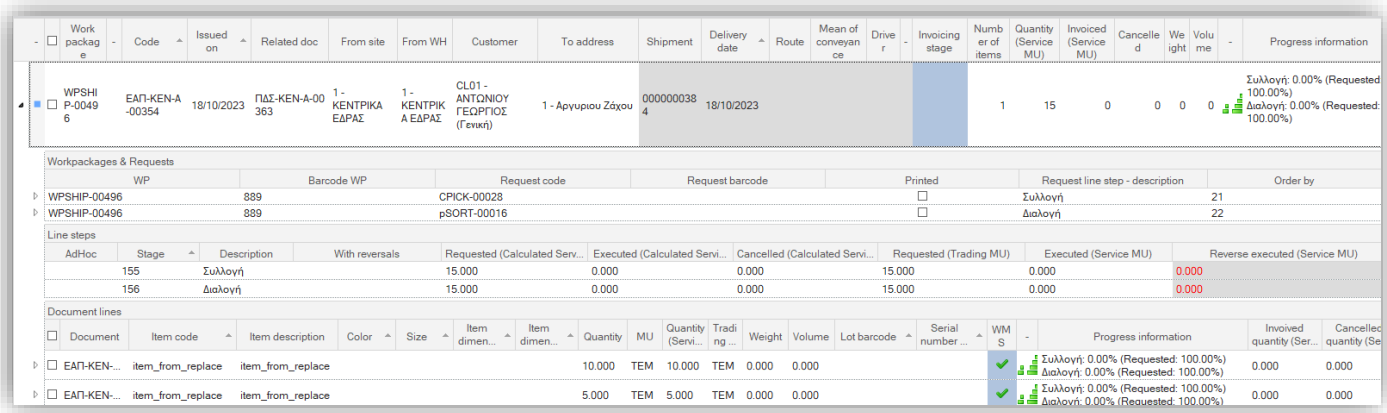

Work package	Code	Issued on	Related doc	From site	From WH	Customer	To address	Shipment	Delivery date	Route	Mean of conveyance	Driver	Invoicing stage	Number of items	Quantity (Service MU)	Invoiced (Service MU)	Cancelled	Weight	Volume	Progress information
WPSHIP-00496	ΕΑΠ-ΚΕΝ-Α-00354	18/10/2023	ΠΔΣ-ΚΕΝ-Α-00363	1 - ΚΕΝΤΡΙΚΑ ΕΔΡΑΣ	1 - ΚΕΝΤΡΙΚΑ ΕΔΡΑΣ	CL01 - ΑΝΤΩΝΙΟΥ ΓΕΩΡΓΙΟΣ (Γενική)	1 - Αργυριου Ζάχου	0000000384	18/10/2023					1	15	0	0	0	0	Συλλογή: 0.00% (Requested: 100.00%) Διαλογή: 0.00% (Requested: 100.00%)

Workpackages & Requests

WP	Barcode WP	Request code	Request barcode	Printed	Request line step - description	Order by
WPSHIP-00496	889	CPICK-00028		☐	Συλλογή	21
WPSHIP-00496	889	pSORT-00016		☐	Διαλογή	22

Line steps

AdHoc	Stage	Description	With reversals	Requested (Calculated Serv...	Executed (Calculated Servi...	Cancelled (Calculated Servi...	Requested (Trading MU)	Executed (Service MU)	Reverse executed (Service MU)
	155	Συλλογή		15.000	0.000	0.000	15.000	0.000	0.000
	156	Διαλογή		15.000	0.000	0.000	15.000	0.000	0.000

Document lines

Document	Item code	Item description	Color	Size	Item dimen...	Item dimen...	Quantity	MU	Quantity (Servi...	Trading ...	Weight	Volume	Lot barcode	Serial number ...	WMS	Progress information	Invoiced quantity (Ser...	Cancelled quantity (Se
ΕΑΠ-ΚΕΝ-...	item_from_replace	item_from_replace					10.000	TEM	10.000	TEM	0.000	0.000			✓	Συλλογή: 0.00% (Requested: 100.00%) Διαλογή: 0.00% (Requested: 100.00%)	0.000	0.000
ΕΑΠ-ΚΕΝ-...	item_from_replace	item_from_replace					5.000	TEM	5.000	TEM	0.000	0.000			✓	Συλλογή: 0.00% (Requested: 100.00%) Διαλογή: 0.00% (Requested: 100.00%)	0.000	0.000

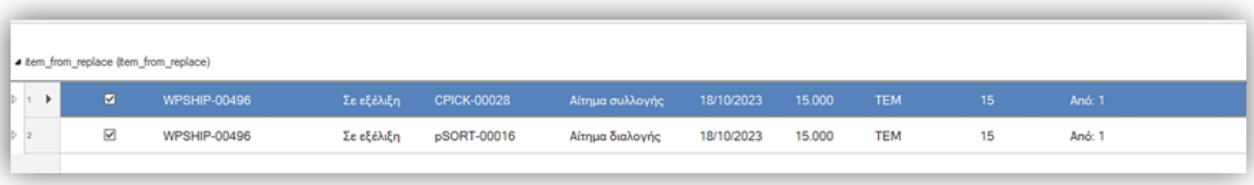

After picking the corresponding item from the RF, in menu

3.ORDERS>3. REAL TIME PICKING

then in requests by item:

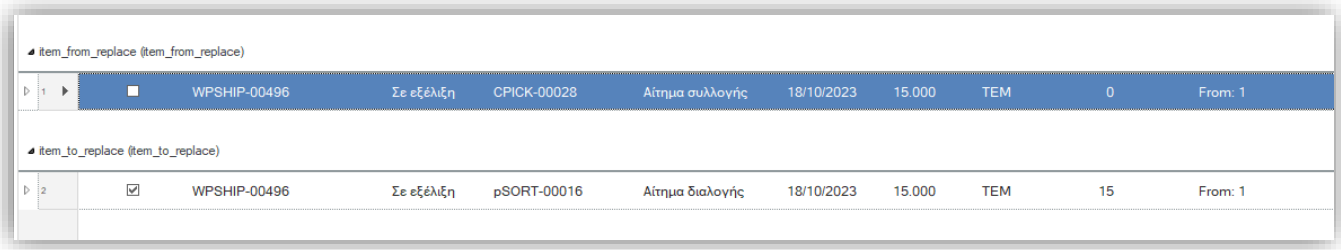

The next step is to perform the sorting with the corresponding item from the RF, in menu

3.ORDERS>8. SORTING

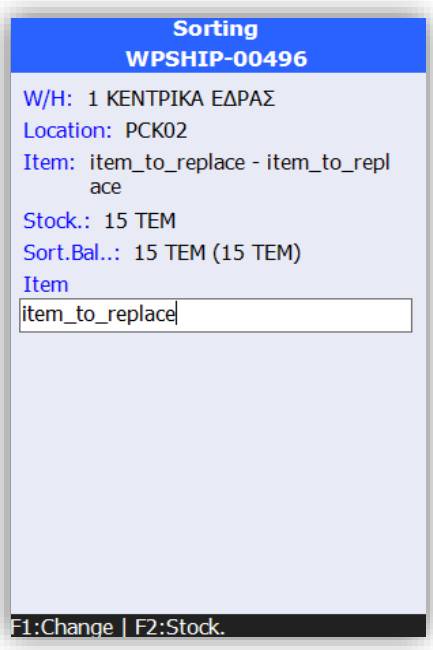

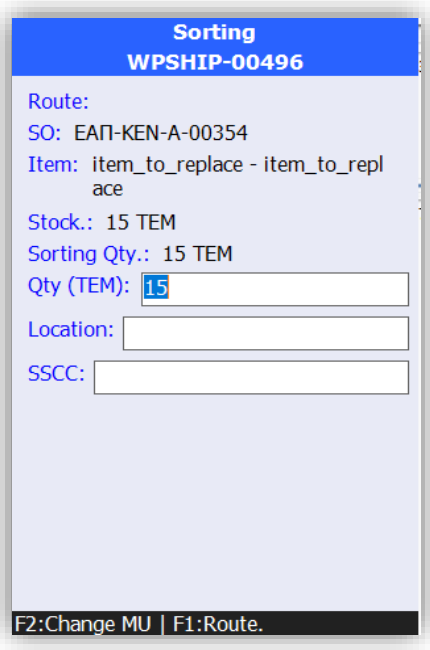

Therefore, in actions by item, the following is now visible:

	Ak.	WPs	Action status	Resource description	Action description	Action code	Start date	Completion date	Stock item	Action item quantity	MU	Update quantity (BMU)	Package SSCC	Pallet SSCC	Location
1		WPSHIP-00496	Ολοκληρ...	admin	Συλλογή	PICK-00429	04/12/2023 14:59	04/12/2023 15:00	item_to_replace (item_to_replace)	15.000	TEM	15			From: 01.1.1.1 | To: PCK02
2		WPSHIP-00496	Ολοκληρ...	admin	Διαλογή	SRT-00156	04/12/2023 15:00	04/12/2023 15:02	item_to_replace (item_to_replace)	15.000	TEM	15		In: 238012340000007886	From: PCK02 | To: ROUT01

2.2 Ad hoc replenishment based on demand

This improvement concerns ad hoc demand-based replenishment with a nested container, where the items are found within a pallet and package container.

This version has improved the specific process of clearing the field, so that the nested container can be scanned directly and the external container scanned in the previous screen is not pre-populated. As a result, the movements required by the user will be reduced and the entire process will be faster.

. The above optimization concerns the RF and is as follows:

In, RF from menu:

3.ORDERS>6. REPLENISHMENT>3. AD HOC BASED ON DEMAND

Parameters

Είδος αποθήκης | Θέση αποθήκευσης | Περιέκτες | Εταιρικές διαστάσεις | All

Item: Multiple values | Color | Size | Item dimension 1 | Item dimension 2

Lot | Reservation reason | Disposition reason | Shortages / Surpluses: All

	Location	Stock WH	Item code	Item description	Quantity	MU	Superior MU	Weight	weight MU	Reservation reason	Disposition reason	Lot barcode	End date	Pallet SSCC	Package SSCC
Site: (1) ΚΕΝΤΡΙΚΑ ΕΔΡΑΣ (Count: 2)															
1	51100104	(1) ΚΕΝΤΡΙΚΑ ΕΔ...	ROPE1	ROPE1	10	MET								252070110000006017	052070110000006020
2	51100104	(1) ΚΕΝΤΡΙΚΑ ΕΔ...	ROPE2	ROPE2	20	MET								252070110000006017	052070110000006037

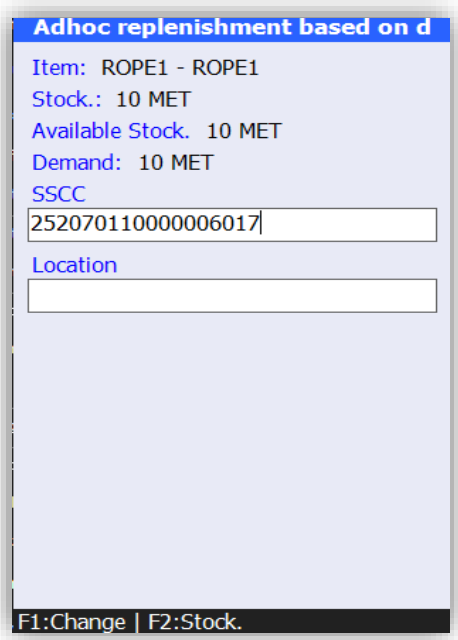

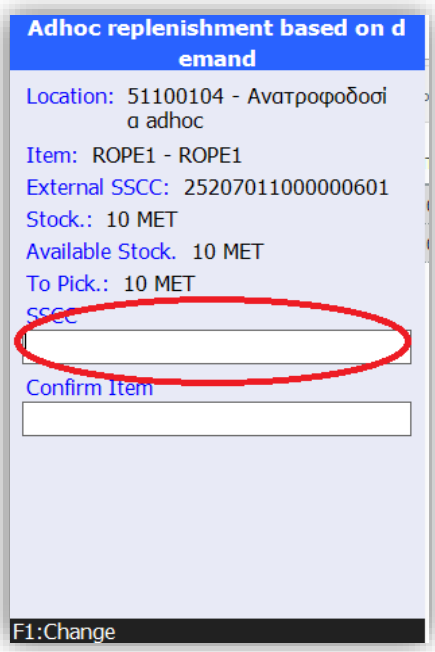

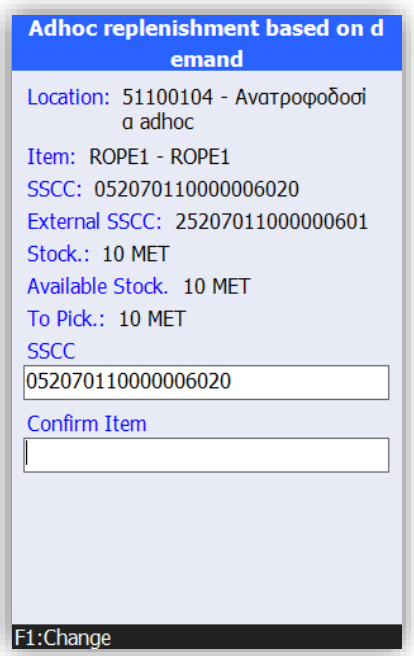

2.3 Inventory taking per location and item

A new feature was added to the inventory taking process, in terms of counting per location and item (WPCountSLItem).

In essence, the functionality that already existed in the recount has been expanded, so that it is now also implementable as a basic-initial inventory taking plan.

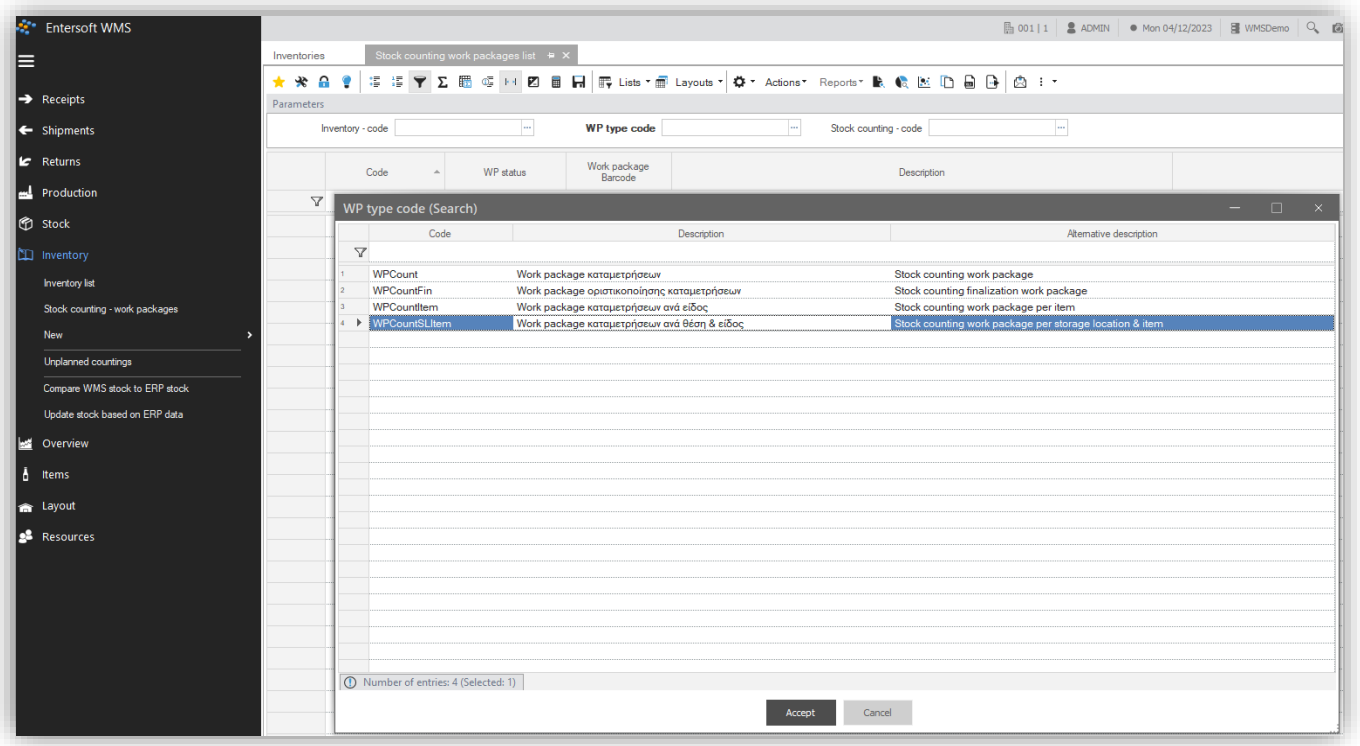
Entersoft WMS
Receipts
Shipments
Returns
Production
Stock
Inventory
Inventory list
Stock counting - work packages
New
Unplanned countings
Compare WMS stock to ERP stock
Update stock based on ERP data
Overview
Items
Layout
Resources
Inventories
Stock counting work packages list
Parameters
Inventory - code
WP type code
Stock counting - code
Code
WP status
Work package Barcode
Description
WP type code (Search)
Code
Description
Alternative description
WPCount
Work package καταμετρήσεων
Stock counting work package
WPCountFin
Work package οριστικοποίησης καταμετρήσεων
Stock counting finalization work package
WPCountItem
Work package καταμετρήσεων ανά είδος
Stock counting work package per item
WPCountSLItem
Work package καταμετρήσεων ανά θέση & είδος
Stock counting work package per storage location & item
Number of entries: 4 (Selected: 1)
Accept
Cancel

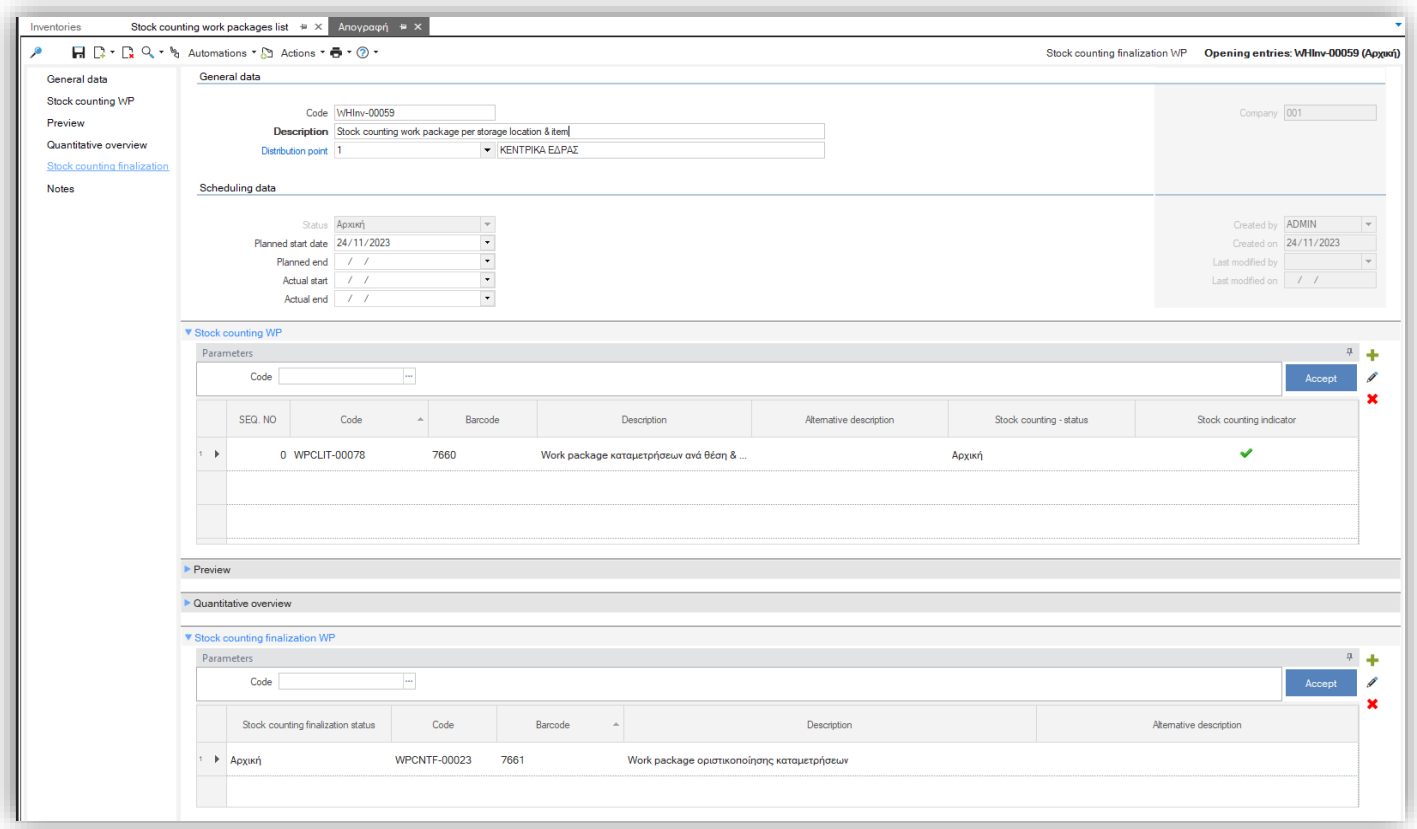
Inventories
Stock counting work packages list
Αντιγραφή
Automations
Actions
Stock counting finalization WP
Opening entries: WHInv-00059 (Αρχική)
General data
Stock counting WP
Preview
Quantitative overview
Stock counting finalization
Notes
General data
Code
WHInv-00059
Description
Stock counting work package per storage location & item
Distribution point
1
ΚΕΝΤΡΙΚΑ ΕΔΡΑΣ
Company
001
Scheduling data
Status
Αρχική
Planned start date
24/11/2023
Planned end
Actual start
Actual end
Created by
ADMIN
Created on
24/11/2023
Last modified by
Last modified on
Stock counting WP
Parameters
Code
Accept
SEQ. NO
Code
Barcode
Description
Alternative description
Stock counting - status
Stock counting indicator
0
WPCLIT-00078
7660
Work package καταμετρήσεων ανά θέση & ...
Αρχική
Preview
Quantitative overview
Stock counting finalization WP
Parameters
Code
Accept
Stock counting finalization status
Code
Barcode
Description
Alternative description
Αρχική
WPCNTF-00023
7661
Work package οριστικοποίησης καταμετρήσεων

In, RF from menu:

8. INVENTORY> 1. BASED ON PLAN> 1. LOCATION

and then proceed as follows:

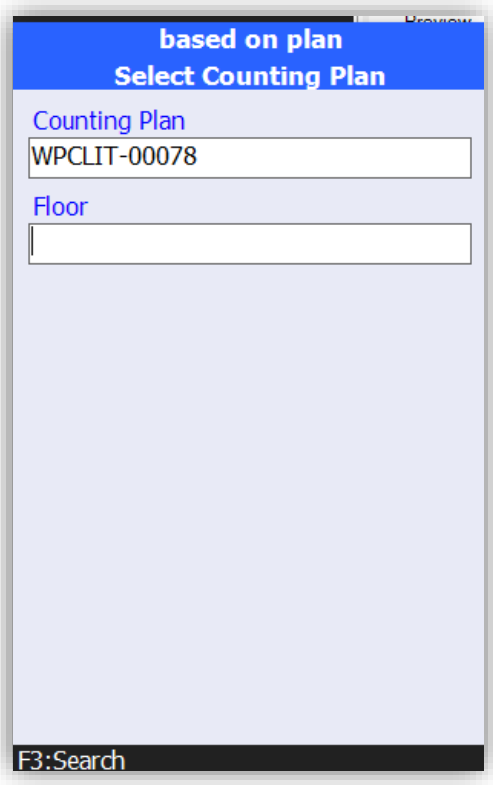

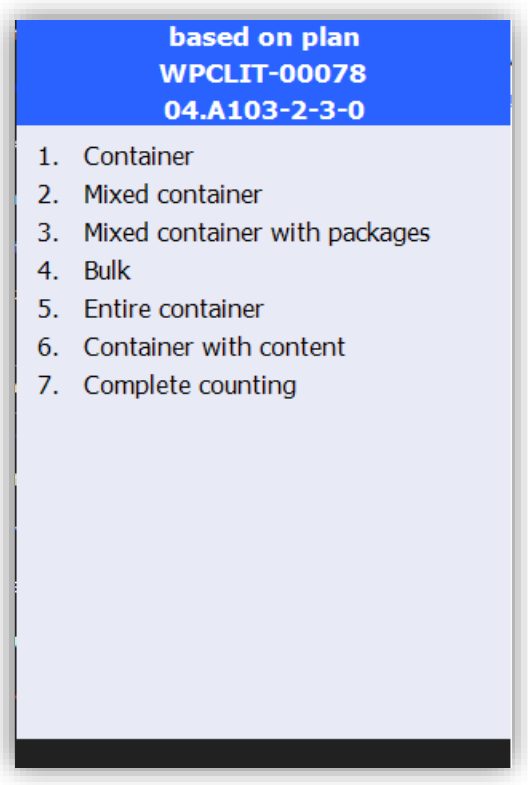

This feature is also available in the hotfix of version 5.6.0.0.

2.4 Receipt

2.4.1 Nested containers

In this version, specific changes were made regarding the receipt of nested containers, particularly in printing. From now on, upon receiving nested containers, printing will be invoked when closing an inner container and not the outer container, as has been the case so far.

2.4.2 Item receipt without barcode

Essentially, this meets the need that arises when receiving items without a barcode, searching for an item using F3, to ask the user to select the desired receipt MU from the packaging hierarchy of the item (with parameter RCPT_USE_REQITEM_MU disabled).

Until now, this was only possible by scanning the item code, but now all receipts with items without barcode, processed exclusively using F3, will be implementable through this feature.

Parameter:

<Set Property="RCPT_USE_REQITEM_MU" Value="False" />

In, RF from menu:

3.IMPORTS>1. RECEIPT >4. PACKAGING and then

Using F3 in the item search field we get:

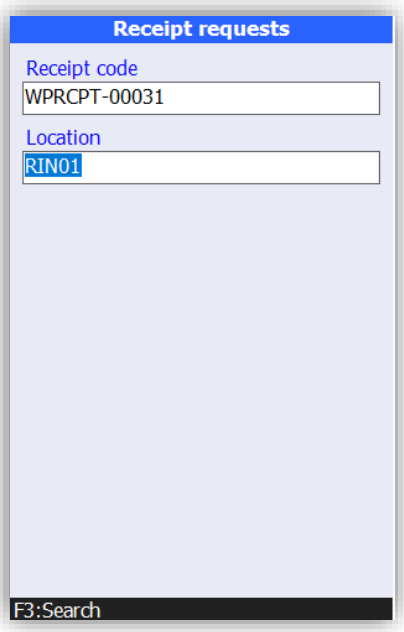

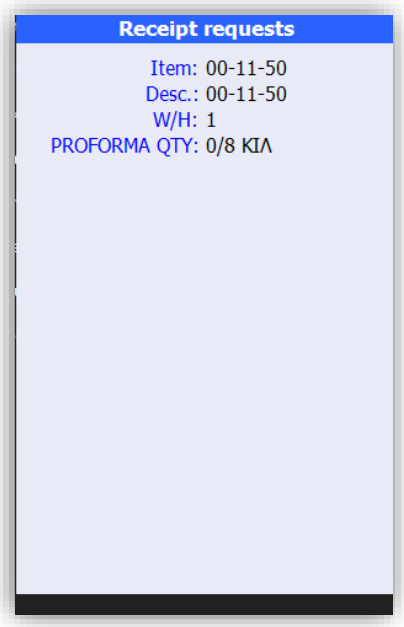

This feature is also available in hotfix of version 5.6.0.0.

2.5 Detailed packing

This concerns improvements related to the process of checking open requests in the detailed Packing from the RF.

In RF, from menu:

3.ORDERS>9.PACKING

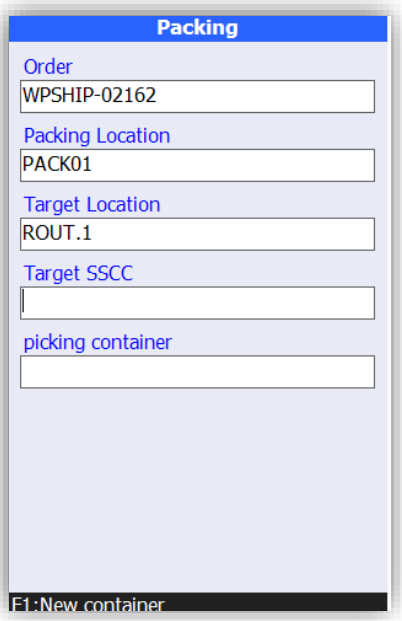

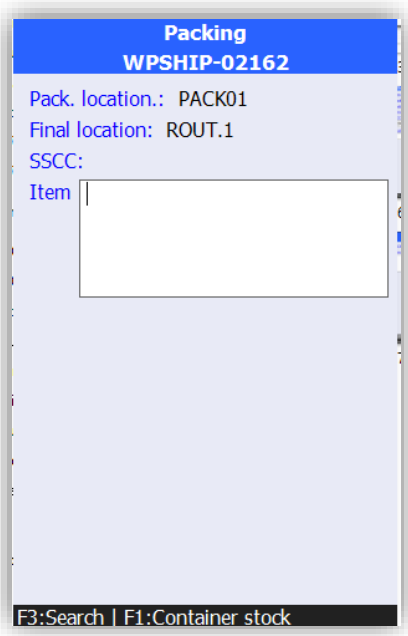

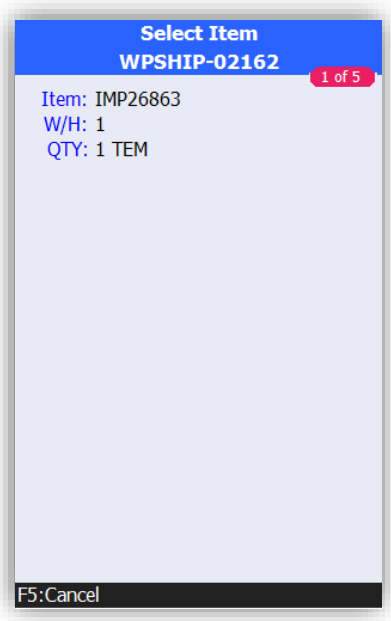

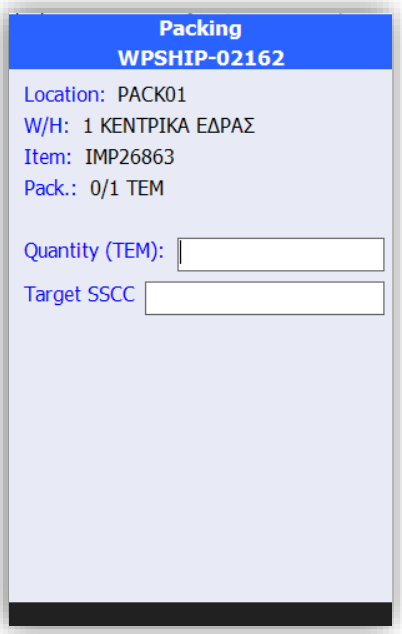

3. WMS Touch applications extensions

3.1 C2C packing station – Touch mode feature

In the search fields (either using F3 or Shift+F3) of the C2C Packing station form, fields were added that perform the search by being pressed. This functionality serves the full touch mode, although it is also available in a keyboard environment.

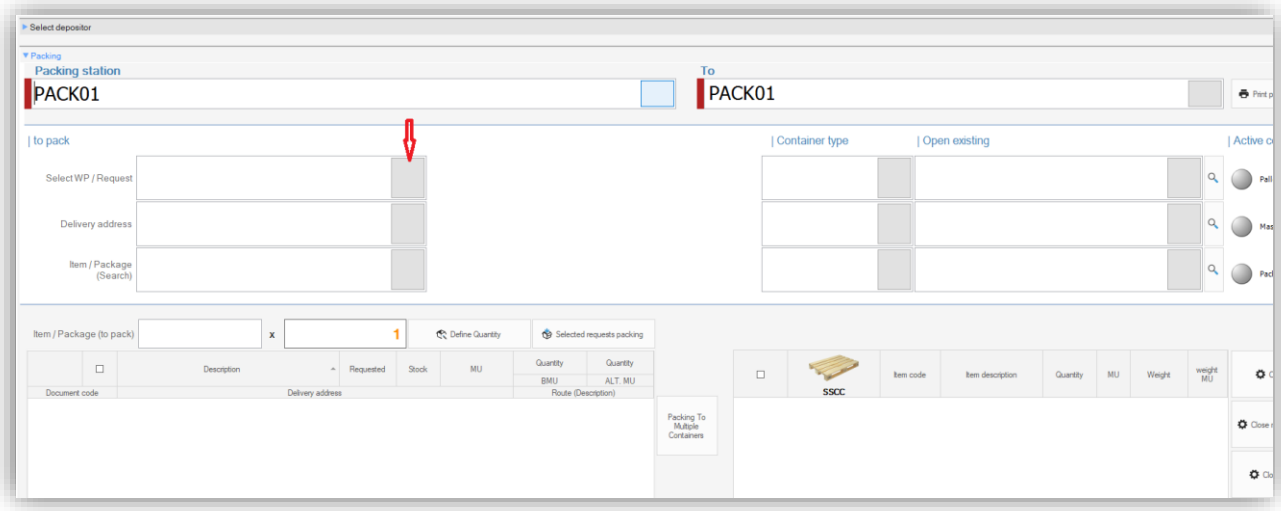

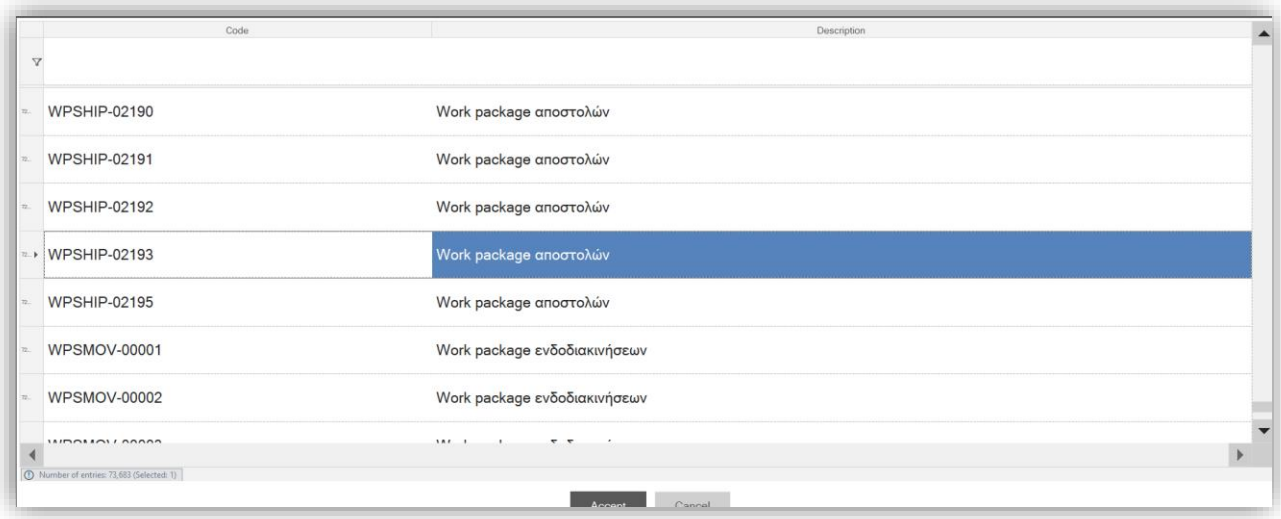

3.2 Packing Station

3.2.1 Item description and MU confirmation screen

The extension concerns an already existing functionality, and the case where the parameter in file ES00KioskParams has a value of 2:

INPUT_QTY_DEFAULT_VALUE_BASED_ON_PACK_REQUESTS

Note that in this case, when an item for packing with a quantity of requests > 1 is scanned, then a quantity confirmation screen is displayed with the total amount of item requests scanned as the default quantity.

A new screen was created, where the user has the ability to not only see what item has been scanned and confirm the quantity as was possible so far, but also check the item description and its MU, effectively eliminating error margins.

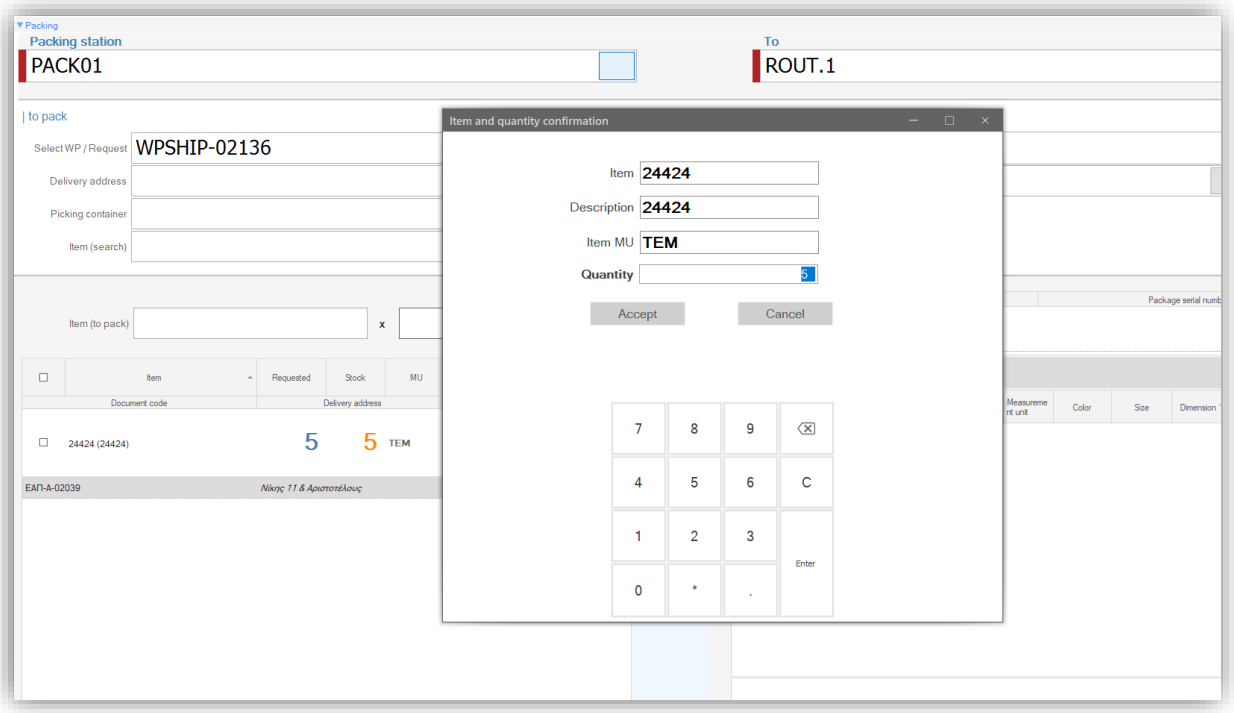

The same solution was implemented even when an item is selected from packing requests (without any scanning).

This functionality is also available in hotfix of versions 5.4.0.0, 5.5.0.0 and 5.6.0.0.

3.2.2 Optimizing the item search process

In this case, the Packing Station user experience has been improved by optimizing the execution time of the process by the user, even when there is a large volume of orders. In this version, when searching by item or scanning a picking container, after closing the package the screen no longer displays all open requests (items) for packing.

This improvement results in everything being implemented even faster and without delays, especially in cases of very high volume orders. This feature was already available in WP searches.

- Selecting a WP:

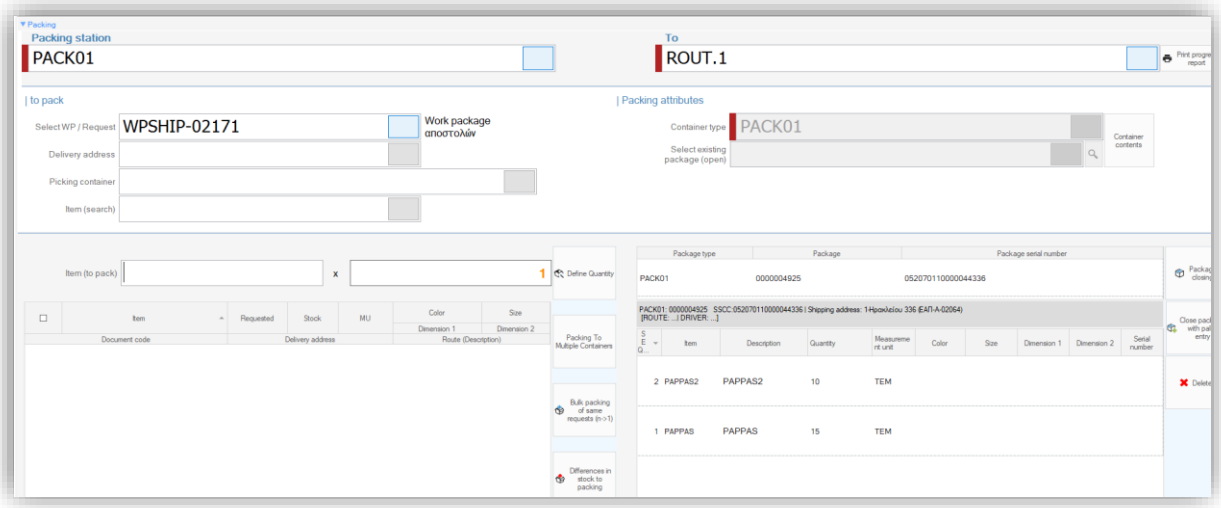

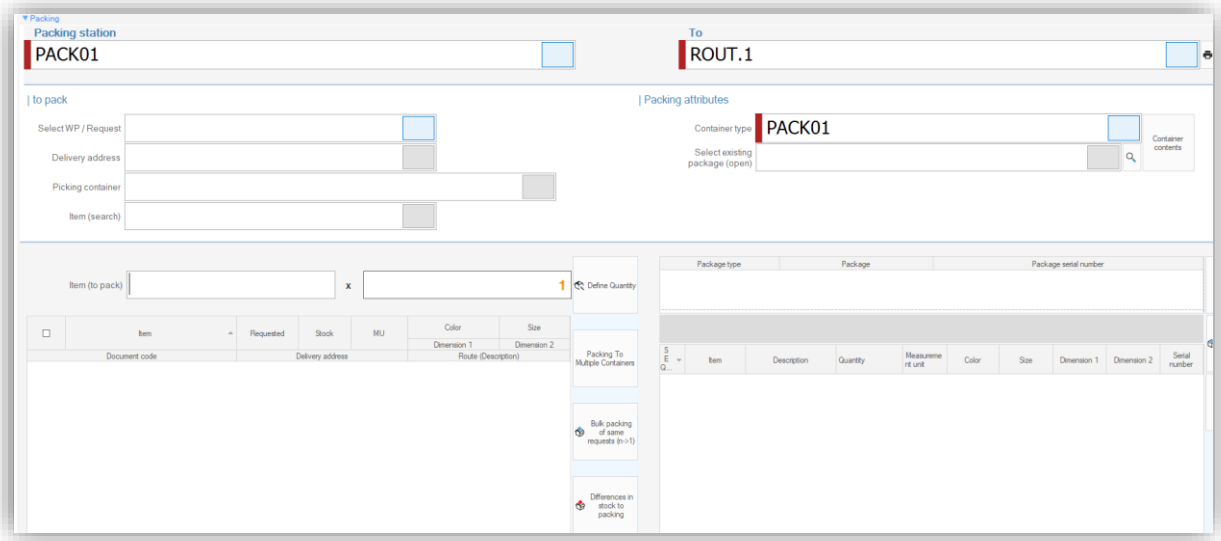

- Searching by item:

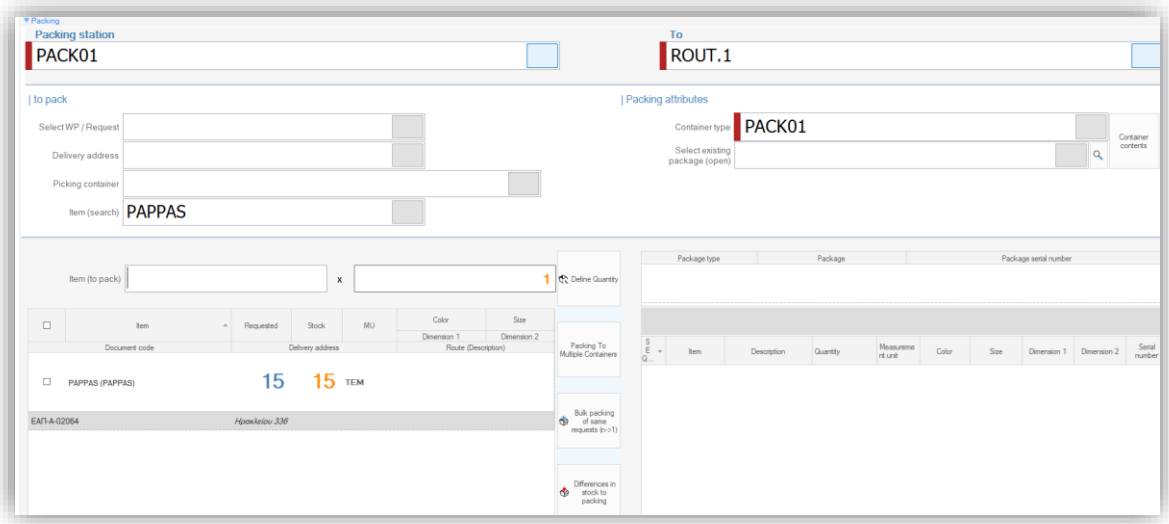

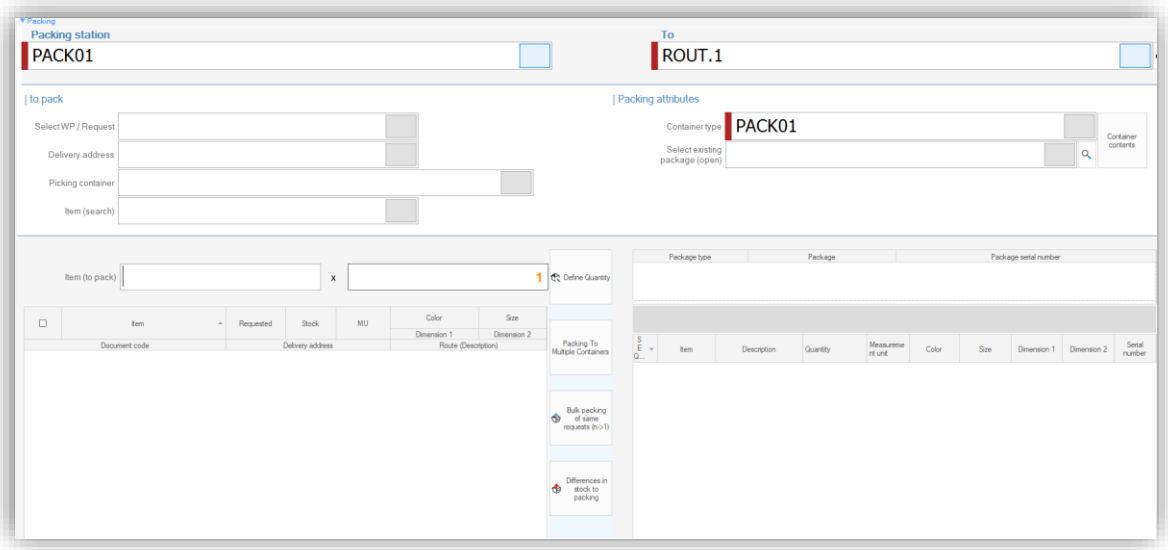

- Scanning a picking container:

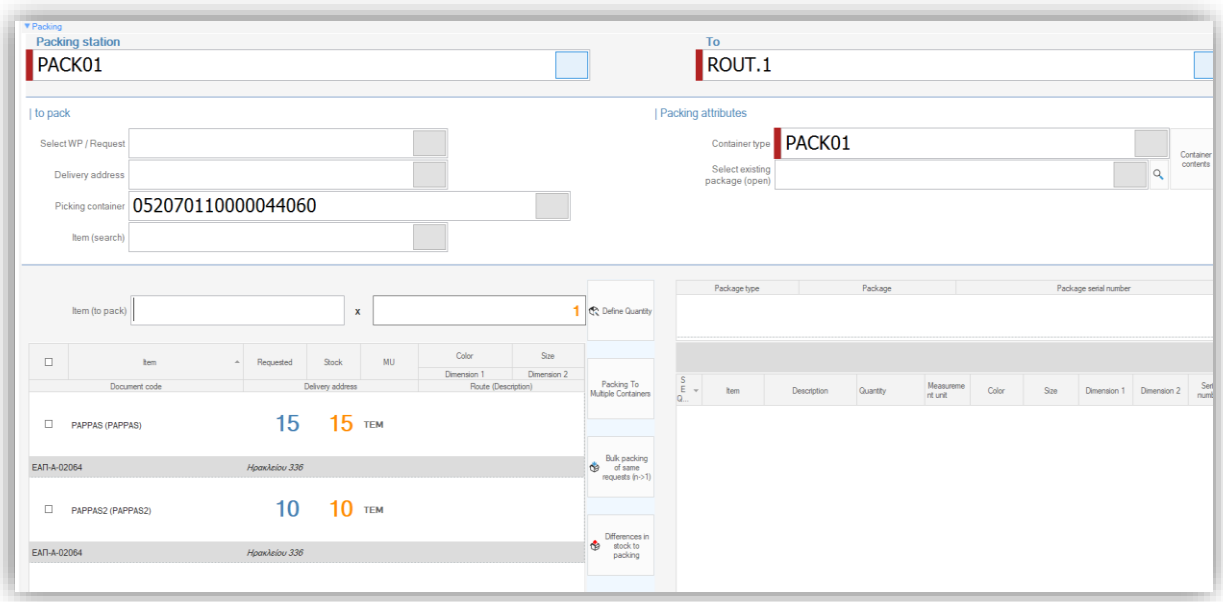

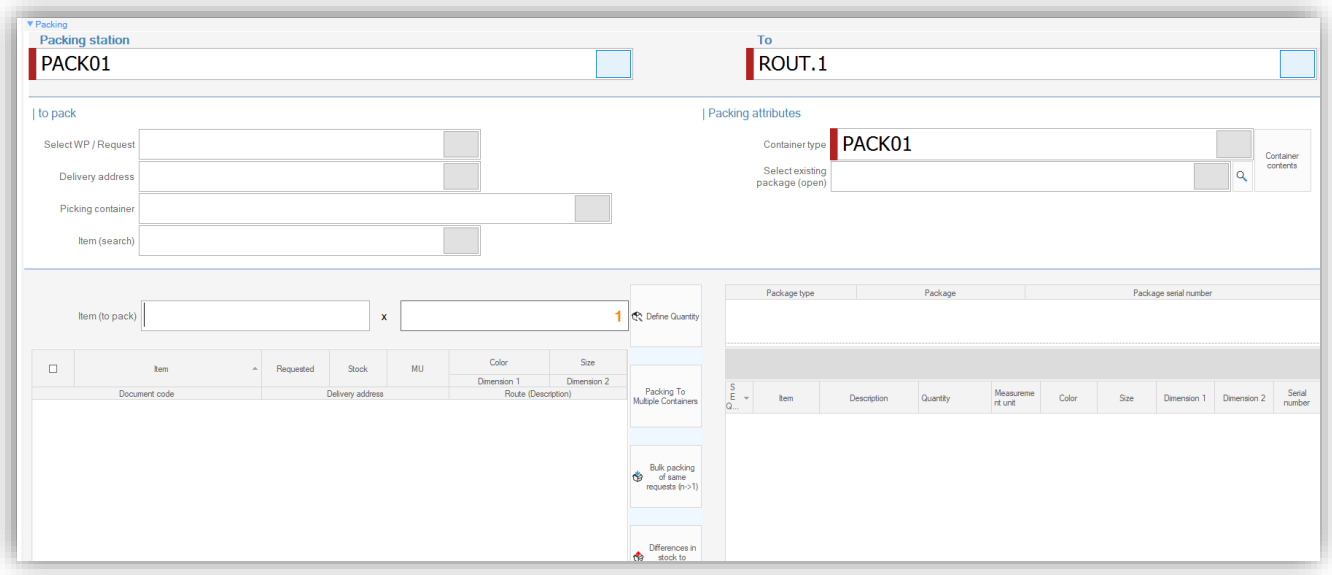

This functionality is also available in the hotfix of versions 5.4.0.0, 5.5.0.0 and 5.6.0.0.

3.2.3 Serial number identification as a lot

Added a new parameter with default value False, for serial number identification as a lot in the Packing Station, as is the case in RF.

SERIAL_NUMBER_AS_LOT_BARCODE

This functionality is also available in the hotfix of versions 5.3.0.0, 5.3.0.0, 5.5.0.0 and 5.6.0.0.

3.3 Receipt station - Continue receipt with quantity

In this version, the feature concerning receipt continuation in the Receipt Station was expanded, in order to also enable continuation with quantity.

Now, by enabling parameter:

KEEP_SELECTED_ITEM_CODE

Now, the following extension will be in force:

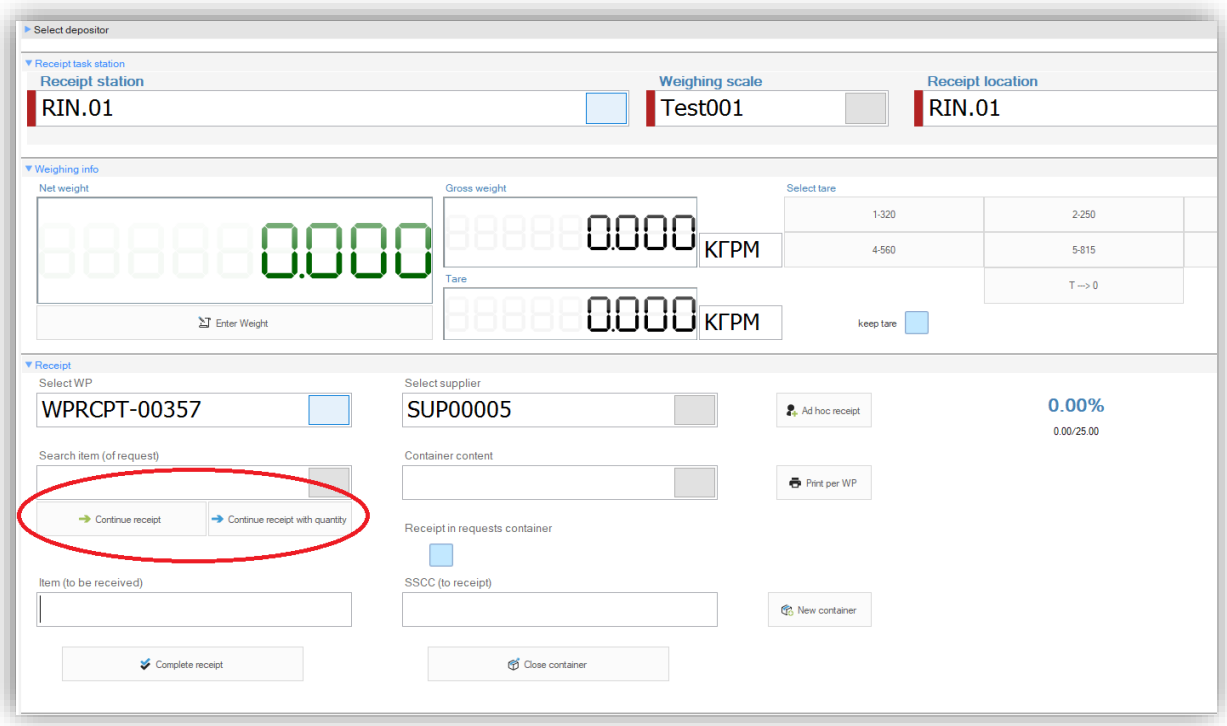

As shown in the image above, next to the already existing button "Continue Receipt", button "Continue Receipt with Quantity" will also appear.

Its functionality is very simple. Each time the user selects the item to be received with the desired quantity, by simply pressing the button "Continue receipt with Quantity" the receipt will continue by displaying a dialog box, where the quantity from the previous action will be populated. If the user wishes, they can change it and add a different one.

Example as follows:

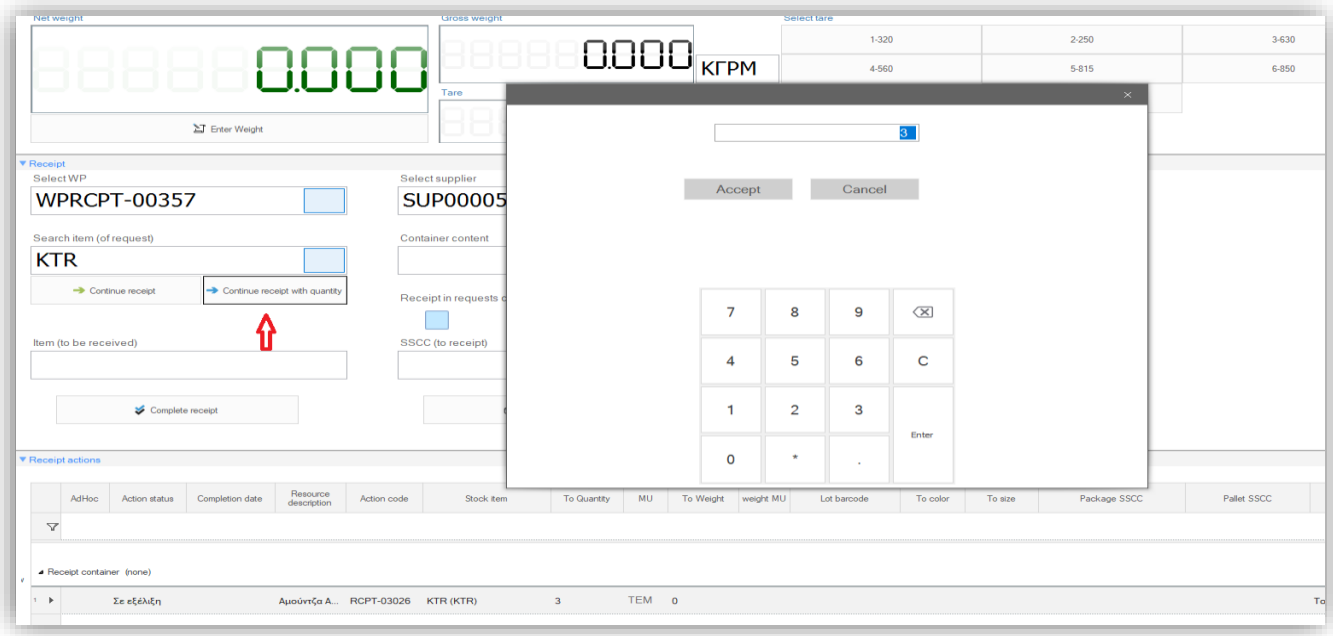

This feature is also available in hotfix of version 5.6.0.0.

3.4 Product station

3.4.1 Optimization of the production process

When the printing process is called upon receipt completion from the Product Station, it is no longer possible to press the ‘’Submit production and complete’’ button a second time, until the printing is completed.

In other words, there is virtually no room for error now, in cases where the button was mistakenly pressed several times by users and could create a) double actions and B) error in the Product Station.

Therefore, this improvement will now act as a safety valve to the above behavior, that was observed mainly in touch screens.

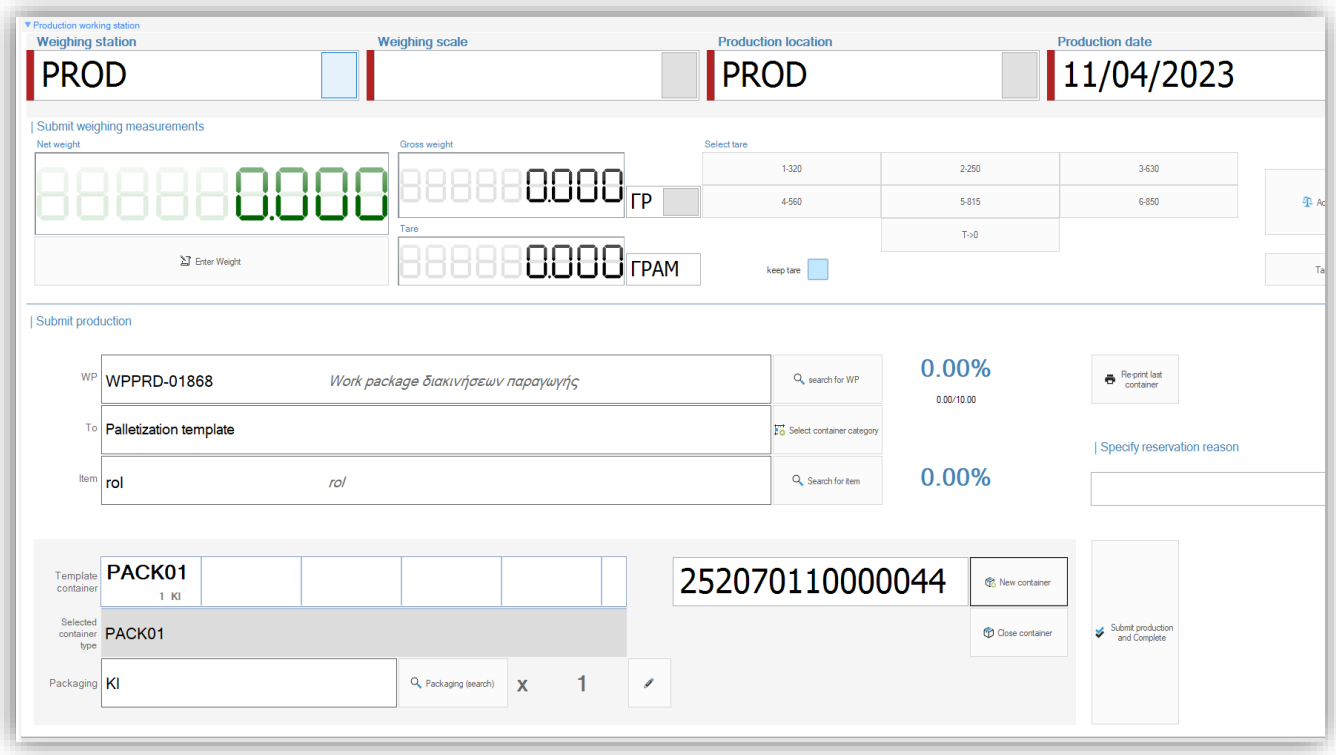

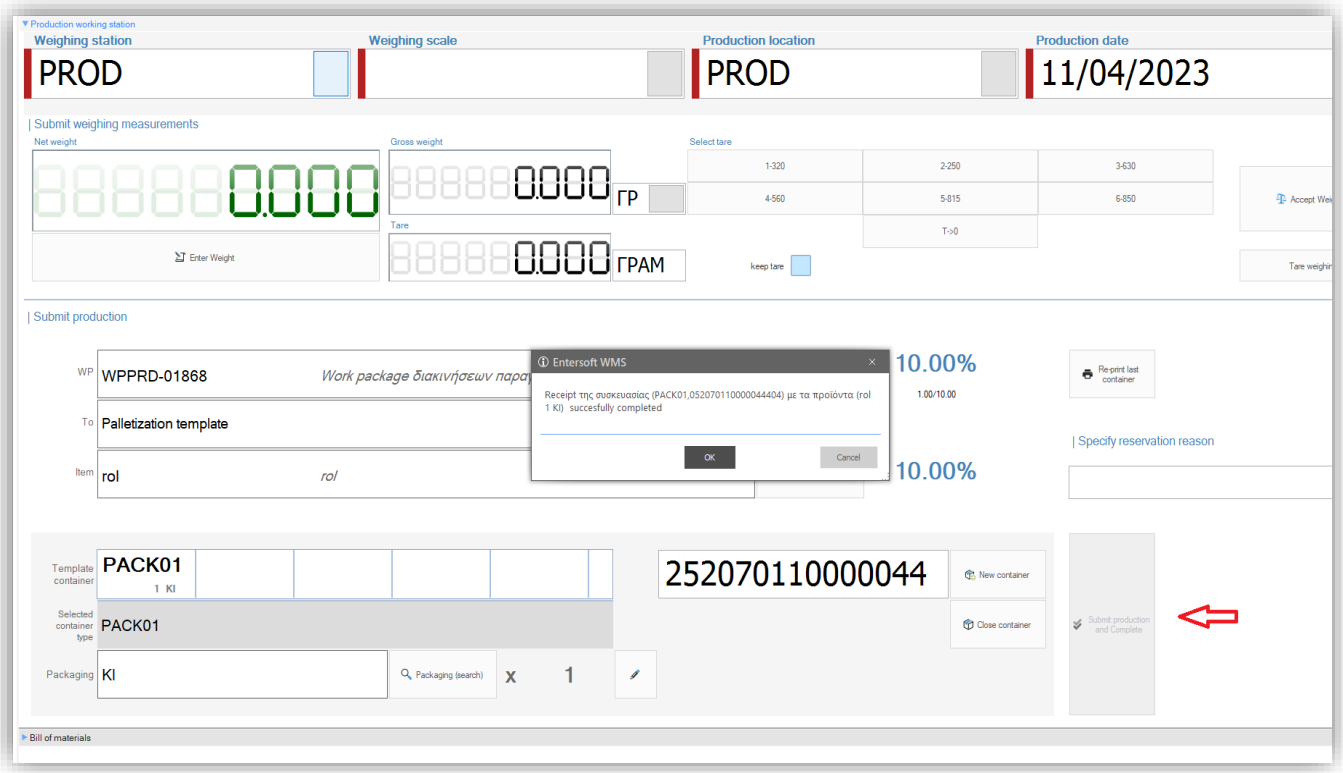

Below we can see that only one production action was performed, no matter how many times the user accidentally pressed the button.

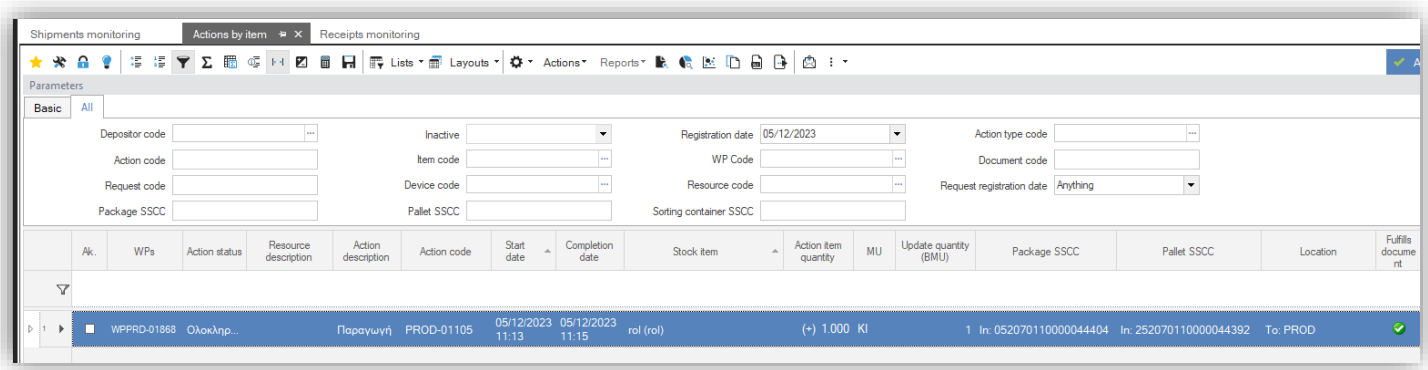

This functionality is also available in hotfix of versions 5.4.0.0, 5.5.0.0 and 5.6.0.0.

3.4.2 Various improvements in the production with weighing process

Several optimizations were implemented in the version. In cases of installations with a weighing system, this was done to avoid possible errors or even hard-to-understand messages that would appear in the Product Station with weighing during the production process. More specifically, towards the end of the process, by pressing the button "Submit production and Complete".

The production process is implemented in an improved manner, without delays, as there will no longer be obstructive messages. For example, messages of weight change, in cases when users step on the boxes (located on the weighing scale) to seal them.

In addition, the improvements implemented concern and extend more generally to the Product Station. For example, when entering weight where the chances of errors have been eliminated. It's evident that the application experience is evolving and changing for the better.

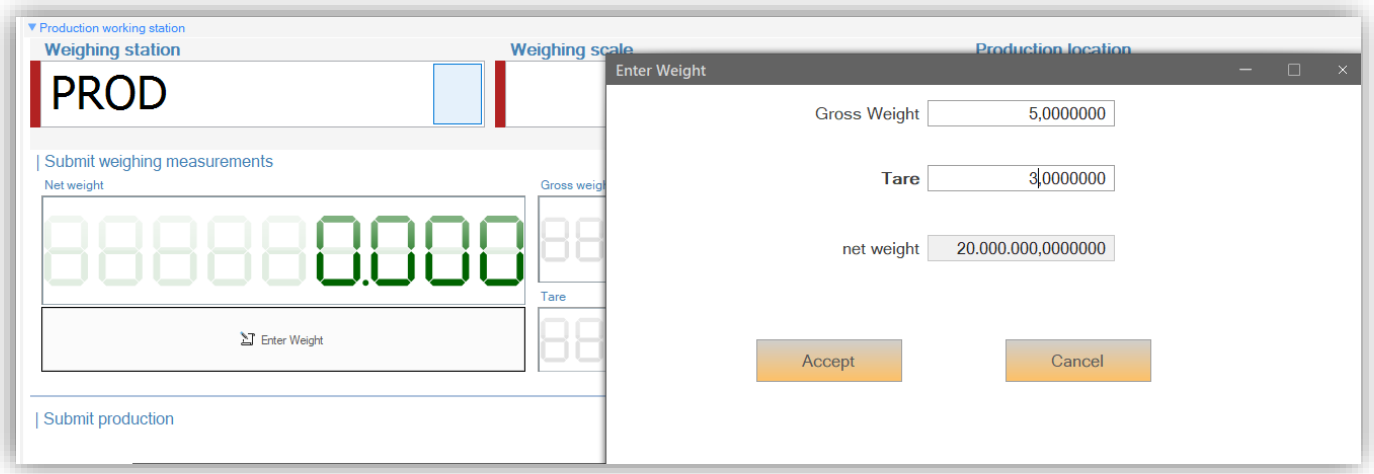

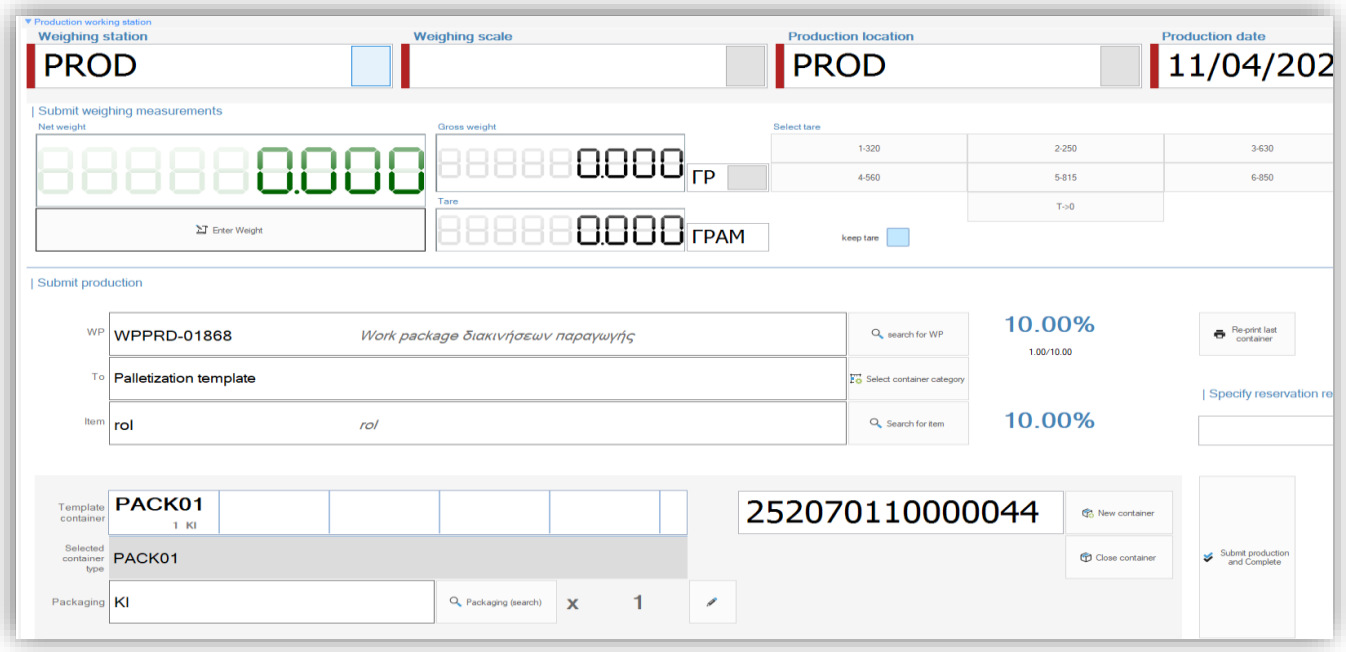

This functionality is also available in hotfix of versions 5.4.0.0, 5.5.0.0 and 5.6.0.0.