Entersoft WMS 5.6.0.0

Entersoft Business Suite® | Entersoft CRM® | Entersoft WMS®

New feature and extensions

Contents

1. WMS Back Office extensions 4

1.1 Improved document creation 4

1.2 Improvements to the Loading screen 4

1.2.1 Invoiced orders filter 4

1.2.2 Ability to select 2 or more SOs 4

1.2.3 Scheduling control addition 5

1.3 New tab in the item form 6

2. WMS Mobile Extensions 8

2.1 Correct Receipt in RF 8

2.2 Item Movement 8

2.2.1 Unreserved stock 8

2.2.2 Auto declare quantity 10

3. WMS Touch applications extensions 11

3.1 Receipt Station 11

3.1.1 Tare controls 11

3.1.2 New receipt request lot 11

3.1.3 New container from SCC scan 13

3.1.4 Delete Action Item with weighing 14

3.2 Packing Station 15

3.2.1 Touch functionality in search fields 15

3.2.2 Item and quantity confirmation screen 15

3.3 Product Station 16

3.3.1 Ad Hoc Production 16

3.3.2 Weighing with manual tare declaration 17

3.4 Operation Entry 18

Brief description of version contents

A summary of the main version features. Next up, the full new features & improvements catalog is broken down per category, along with the use of instructions & examples, as appropriate.

Entersoft WMS Back Office

- Improved document creation
- Invoiced orders filter on the loading screen
- Ability to select 2 or more SOs in the relevant field
- Scheduling control addition
- WMS Info Tab addition to the item form

Entersoft WMS Mobile

- Ability to Correct Receipt in RF
- Improvement of item movement (unreserved stock)
- Auto declare quantity in item movement from W/H

Entersoft WMS Touch

- Receipt station: Tare controls addition
- Receipt station: New lot and update of the receipt request
- Receipt station: Improved functionality of New Container from SSCC scan
- Receipt station: Improved deletion functionality of Action Item with weighing
- Packing station: Expanded the touch functionality in search fields
- Packing station: Ability to confirm item and quantity (pop-up window)
- Product station: Option for ad hoc production item instead of order
- Product station: Weighing with manual tare declaration
- Kiosk: Recording of action duration

1. WMS Back Office extensions

1.1 Improved document creation

In this version, the way of creating documents in ERP (e.g. receipt from item movement) has been improved. A control was added to automation:

ESScrollerCommands\ESWMInternalMovements\ReceiptStockMovementsToERP

to check whether the WHs and Sites belong to the matching.

1.2 Improvements to the Loading screen

Some general improvements were implemented with regard to the loading screen.

1.2.1 Invoiced orders filter

Initially, the filter/criterion for invoiced orders (partially/in total) was added so that it could be used by more installations.

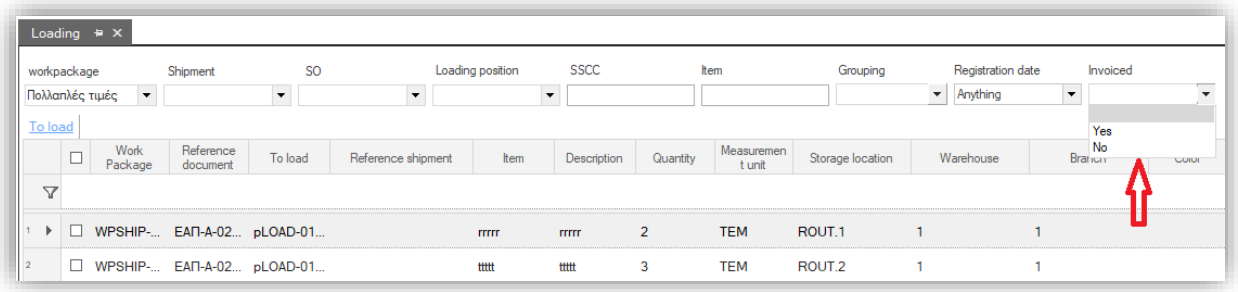

1.2.2 Ability to select 2 or more SOs

Secondly, the present version supports the functionality of selecting more than 1 SO in the relevant field. More specifically, by pressing F3 in fields: Workpackage, Send, SO and Loading position multiple values can be selected.

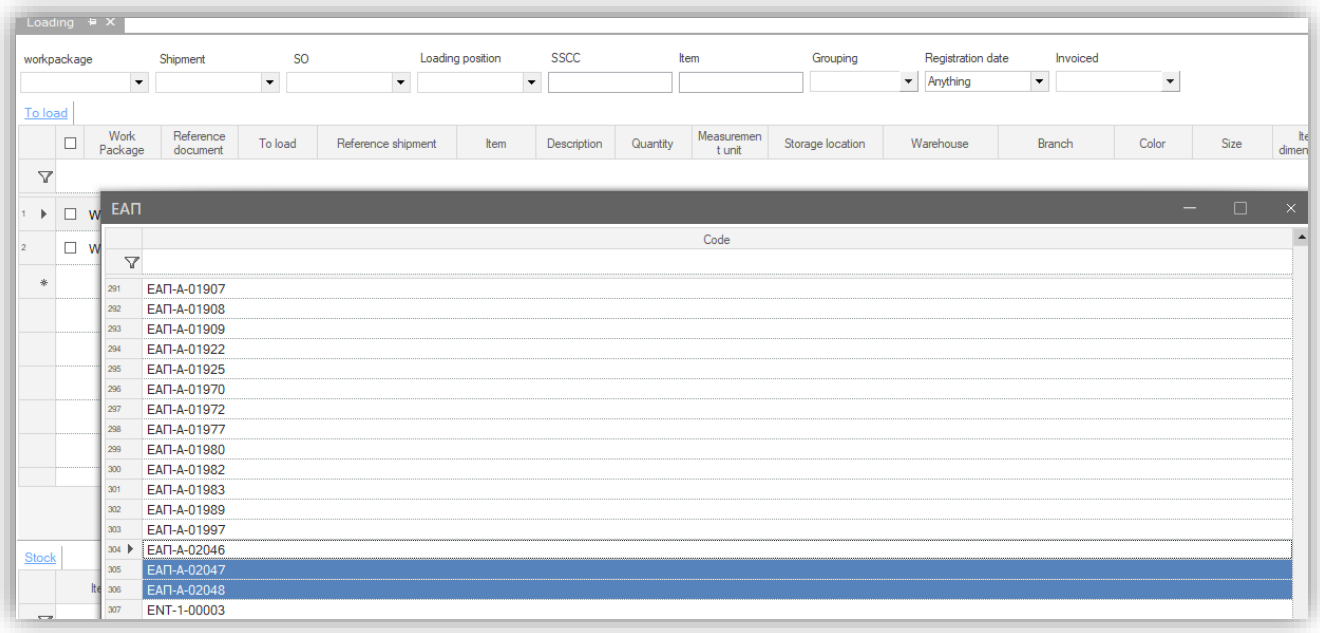

1.2.3 Scheduling control addition

Finally, the Scheduling button was added to the loading screen. The user can now schedule the usecase based on the criteria declared on the screen.

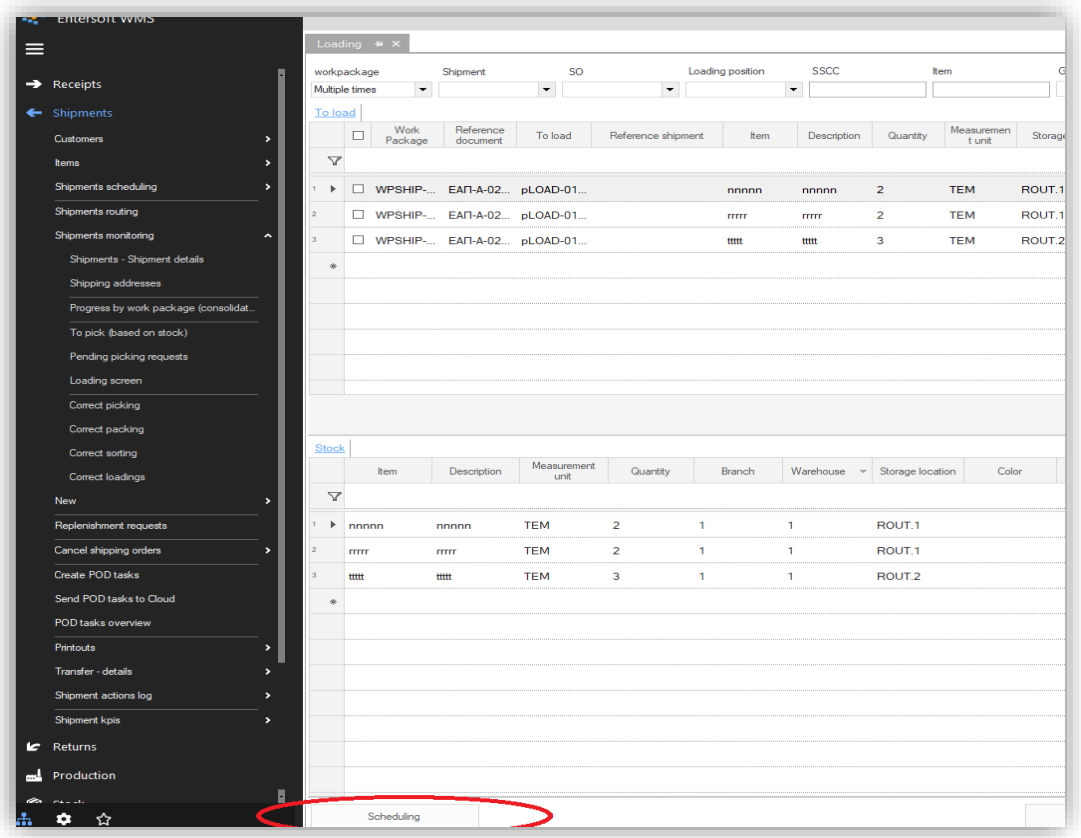

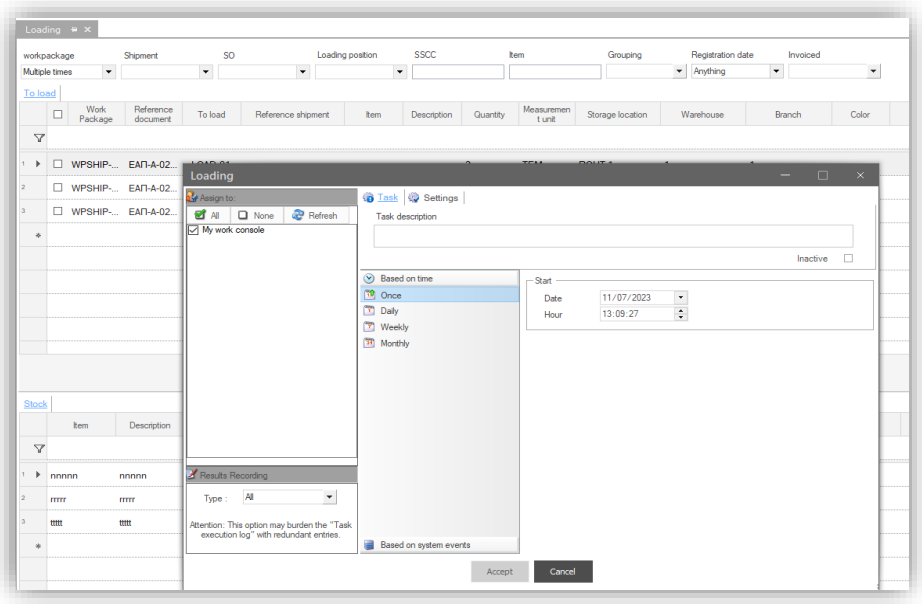

1.3 New tab in the item form

A new tab has been added in EBS, on the item screen with the name: WMS Info

It depends on whether the Activate Warehouse Management System is enabled (in EBS): Configuration> Company parameters > Activate Warehouse Management System (WMS) >> TRUE

In addition, 3 reports were added, as well as in WMS, namely:

- WMS stock analysis
- WMS event log
- WMS item actions

Now there's a more complete picture of the item available, with all the details that the user may need to see. Such as, analysis of WMS stock, the event log and item actions, just like in WMS.

Finally, it is essential that it's possible to enter a new item (WMS) through EBS using the exact same process, like it was being implemented in WMS.

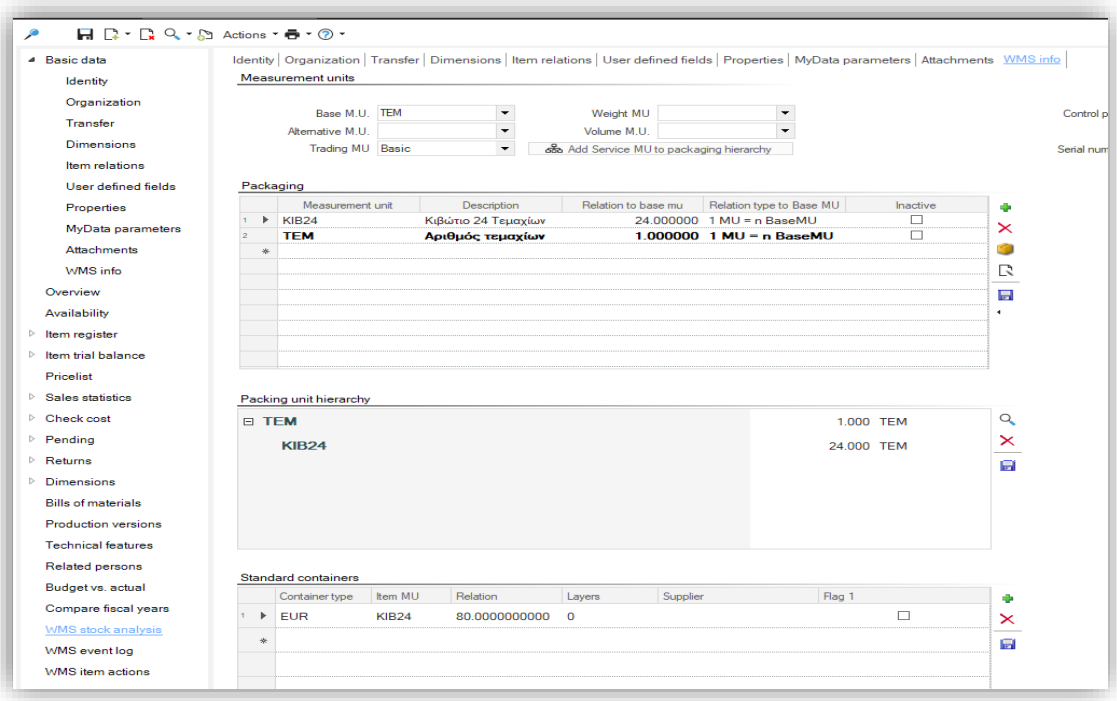
Actions
Basic data
Identity
Organization
Transfer
Dimensions
Item relations
User defined fields
Properties
MyData parameters
Attachments
WMS info
Overview
Availability
Item register
Item trial balance
Pricelist
Sales statistics
Check cost
Pending
Returns
Dimensions
Bills of materials
Production versions
Technical features
Related persons
Budget vs. actual
Compare fiscal years
WMS stock analysis
WMS event log
WMS item actions
Identity | Organization | Transfer | Dimensions | Item relations | User defined fields | Properties | MyData parameters | Attachments | WMS info
Measurement units
Base M.U. TEM
Alternative M.U.
Trading MU Basic
Weight MU
Volume M.U.
Add Service MU to packaging hierarchy
Packaging
Measurement unit | Description | Relation to base mu | Relation type to Base MU | Inactive
KIB24 | Κιβώτιο 24 Τεμαχίων | 24.000000 | 1 MU = n BaseMU
TEM | Αριθμός τεμαχίων | 1.000000 | 1 MU = n BaseMU
Packing unit hierarchy
TEM 1.000 TEM
KIB24 24.000 TEM
Standard containers
Container type | Item MU | Relation | Layers | Supplier | Flag 1
EUR | KIB24 | 80.0000000000 | 0

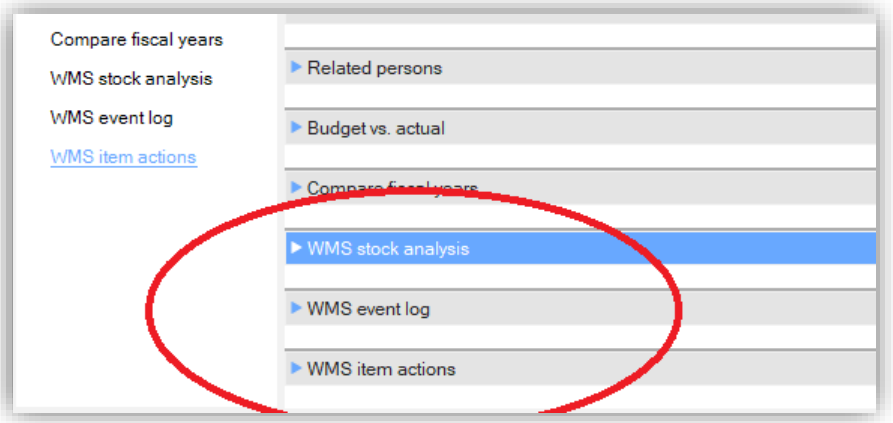
Compare fiscal years
WMS stock analysis
WMS event log
WMS item actions
Related persons
Budget vs. actual
Compare fiscal years
WMS stock analysis
WMS event log
WMS item actions

2. WMS Mobile Extensions

2.1 Correct Receipt in RF

It is now possible for the RF user to correct a receipt. This will help in case a user enters e.g. a wrong quantity, so that it can be easily and quickly corrected.

In essence, after selecting the receipt WorkPackage, the Correct Quantity option has been added to the receipt mode sub-menu, by pressing F1. All receipt actions on the selected WorkPackage (if any) are displayed. By selecting one, the user can change its quantity.

This functionality is available in menu:

1. IMPORTS > 1. RECEIPT

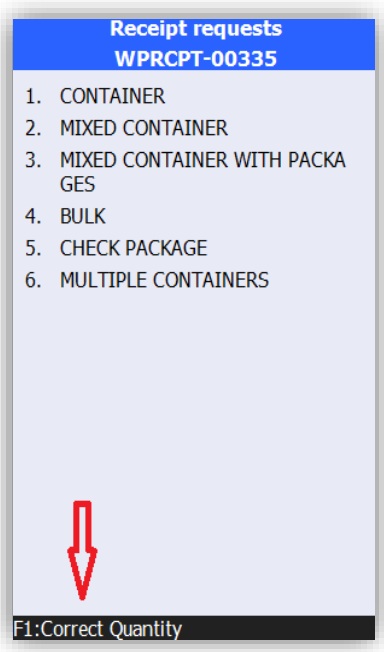

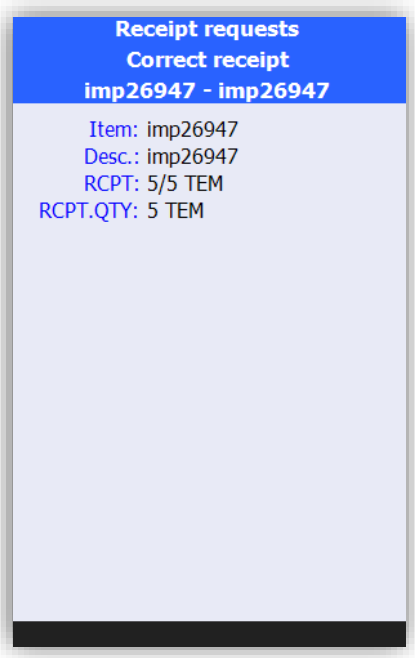

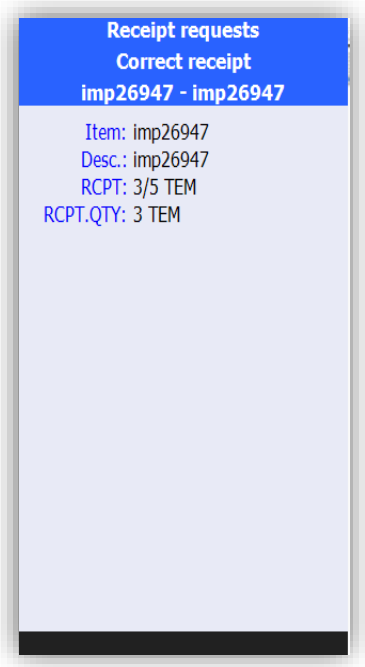

2.2 Item Movement

2.2.1 Unreserved stock

Priority is now given to unreserved stock during item movement. This fixes any problems arising e.g. with a simple ad hoc item movement, where the reserved stock scenario intervened, due to the menu collapsing.

Below you can see example where it appears that during the 1-piece ad hoc item movement, the free stock is affected instead of the reserved stock.

imp26438 (imp26438)

	Open	WP Code	Resource code	Request status	Code	Request description	Request registration date	Quantity	MU	Open quantity (Service MU)	Lot barcode	WH	Storage location
1	☑	WPSHIP-02149		Σε εξέλιξη	pPICK-05004	Αίτημα συλλογής	22/06/2023	2.000	TEM	2		From: 1	From: SYLLOGHS
2	☑	WPSHIP-02148		Σε εξέλιξη	pPICK-05003	Αίτημα συλλογής	22/06/2023	3.000	TEM	3		From: 1	From: SYLLOGHS

Actions by item | Requests by item | Item current balance by package and dimension

Current balance in Service MU. | Manage locations | Direct export | Item movement | Stock attribute | Manage

Parameters

Είδος αποθήκης | Θέση αποθήκευσης | Περιέκτες | Εταιρικές διαστάσεις | All

Item: imp26438 | Color | Size
Lot | Reservation reason | Disposition reason

Site: (1) ΚΕΝΤΡΙΚΑ ΕΔΡΑΣ (Count: 4)

	Location	Stock WH	Item code	Item description	Quantity	MU	Superior MU
1	AKAT	(104) AX	imp26438	imp26438	10	TEM	
2	PACKNIZ	(1) ΚΕΝΤΡΙΚΑ ΕΔ...	imp26438	imp26438	10	TEM	
3	SYLLOGHS	(1) ΚΕΝΤΡΙΚΑ ΕΔ...	imp26438	imp26438	30	TEM	
4	ROUTNIZ	(1) ΚΕΝΤΡΙΚΑ ΕΔ...	imp26438	imp26438	15	TEM	

	Ak.	WPs	Action status	Resource description	Action description	Action code	Start date	Completion date	Stock item	Action item quantity	MU	Update quantity (BMU)	Package SSCC	Pallet SSCC	Location
1	☐		Ολοκληρ...	Αμούντζα Αμαλία	Προσθήκη αποθέματος	STKIN-01815	22/06/2023 12:40	22/06/2023 12:40	imp26438 (imp26438)	(+) 10.000	TEM	10			To: AKAT
2	☐		Ολοκληρ...	Αμούντζα Αμαλία	Προσθήκη αποθέματος	STKIN-01816	22/06/2023 12:43	22/06/2023 12:43	imp26438 (imp26438)	(+) 30.000	TEM	30			To: SYLLOGHS
3	☐		Ολοκληρ...	Αμούντζα Αμαλία	Προσθήκη αποθέματος	STKIN-01817	22/06/2023 12:44	22/06/2023 12:44	imp26438 (imp26438)	(+) 10.000	TEM	10			To: PACKNIZ
4	☐		Ολοκληρ...	Αμούντζα Αμαλία	Προσθήκη αποθέματος	STKIN-01818	22/06/2023 13:01	22/06/2023 13:01	imp26438 (imp26438)	(+) 15.000	TEM	15			To: ROUTNIZ
5	☐		Ολοκληρ...		Ε'δοδιακίνη ση	SMOV-01241	11/07/2023 15:06	11/07/2023 15:06	imp26438 (imp26438)	1.000	TEM	1			From: SYLLOGHS | To: AKAT

imp26438 (imp26438)

1	☑	WPSHIP-02149	Σε εξέλιξη	pPICK-05004	Αίτημα συλλογής	22/06/2023	2.000	TEM	2	From: 1	From: SYLLOGHS
2	☑	WPSHIP-02148	Σε εξέλιξη	pPICK-05003	Αίτημα συλλογής	22/06/2023	3.000	TEM	3	From: 1	From: SYLLOGHS

Current balance in Service MU. | Manage locations | Direct export | Item movement | Stock attribute | Manage pa

Parameters

Είδος αποθήκης | Θέση αποθήκευσης | Περιέκτες | Εταιρικές διαστάσεις | All

Item: imp26438 | Color | Size
Lot | Reservation reason | Disposition reason

Site: (1) ΚΕΝΤΡΙΚΑ ΕΔΡΑΣ (Count: 4)

	Location	Stock WH	Item code	Item description	Quantity	MU	Superior MU
1	AKAT	(104) AX	imp26438	imp26438	11	TEM	
2	PACKNIZ	(1) ΚΕΝΤΡΙΚΑ ΕΔ...	imp26438	imp26438	10	TEM	
3	SYLLOGHS	(1) ΚΕΝΤΡΙΚΑ ΕΔ...	imp26438	imp26438	29	TEM	
4	ROUTNIZ	(1) ΚΕΝΤΡΙΚΑ ΕΔ...	imp26438	imp26438	15	TEM	

2.2.2 Auto declare quantity

It is now possible to auto declare quantity. Essentially, the functionality was expanded to include item movements from W/H.

This functionality is available in menu:

5. ITEM MOVEMENT>4 CHANGE W/H >ITEM MOVEMENT FROM W/H.

and requires enabling parameter: in Config.xaml:

STOCK_TRANSFER_QTY_DEFAULT_VALUE

and disabling parameter: in Config.xaml:

STOCK_TRANSFER_QTY_ISEDITABLE

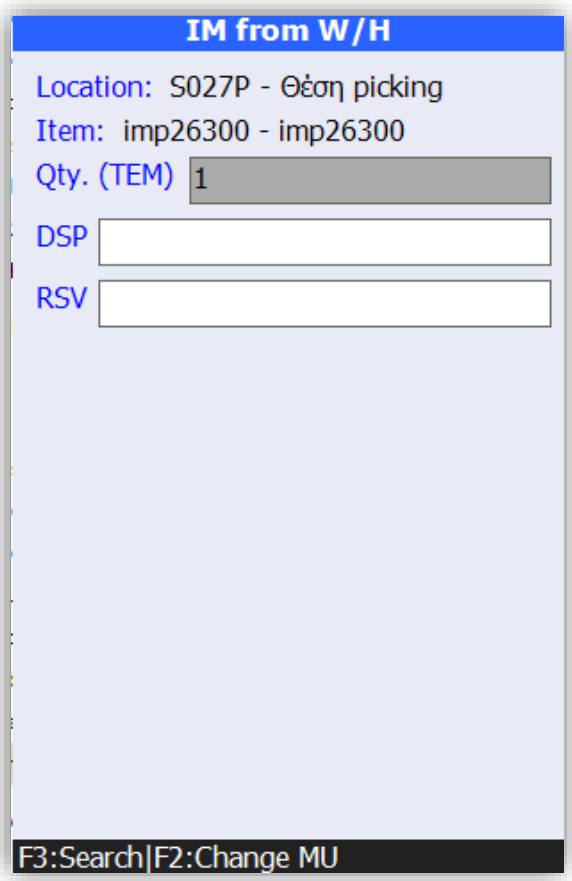

3. WMS Touch applications extensions

3.1 Receipt Station

3.1.1 Tare controls

The following buttons have been added:

1. Keep tare

where there will be a button that enables/disables the following mode:

- Enable: when the container is closed or when the receipt quantity is declared, it will maintain the current tare on the weighing screen and not reset it.
- Disable: Closing the container will reset the tare to null.

The following parameter was also added to the ES00KioskParams.xml file:

KEEP_TARE

With a default value of 0, where, when activating the receipt station, this mode will not be enabled.

With a value of 1, where, when activating the receipt station this mode will be enabled.

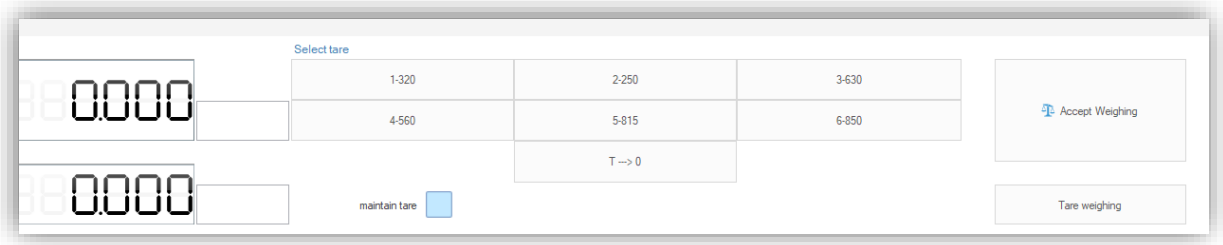

2. Tare weighing

This button will transfer the current kilos from the gross weight to the tare weight (Dynamic tare from weighing).

However, whether or not the weight of the tare will be retained in the next action will not depend on this button, but on the “Keep tare” button explained above.

3.1.2 New receipt request lot

This functionality covers the need to update the receipt request with the created lot (new lot) by item in the first receipt action. This happens because, if the item is received with multiple weighing, the user does not need to indicate a lot each time.

Below you can see the functionality, with a specific example:

Initially, the receipt request does not have a lot

Open	WP Code	Resource code	Request status	Code	Request description	Request registration date	Quantity	MU	Lot	Open quantity (Service ...	Lot barcode	WH	Storage
water3 (water3)													
1	WPRCPT-00340		Σε εξέλιξη	pRCPT-00910	Αίτημα παραλαβής	11/07/2023	5.000	TEM		4		To: 1	

So, when the user selects a receipt request (Search for (request) item), the Enter Receipt dialog will not offer information about the lot.

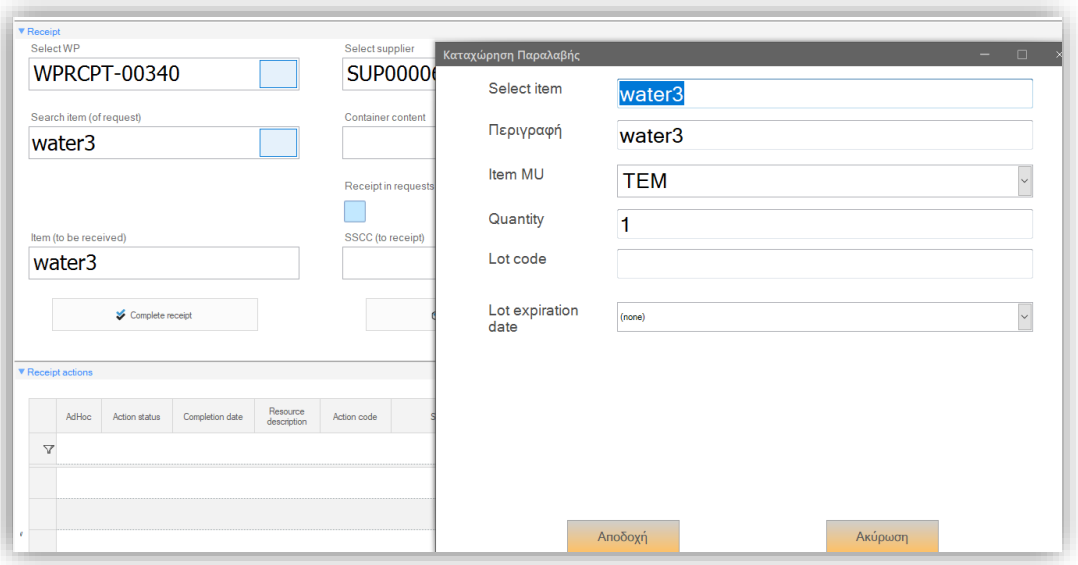

Then, the user selects the Lot end date, which is enough to open a new lot on our system.

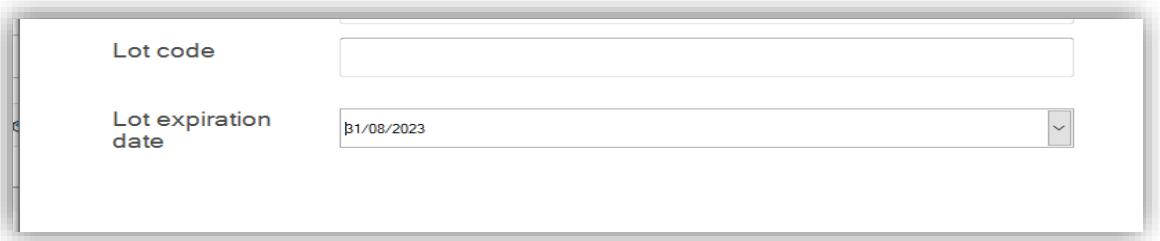

By creating an item action, the item request then is updated with the new lot.

Open	WP Code	Resource code	Request status	Code	Request description	Request registration date	Quantity	MU	Lot	Open quantity (Service ...	Lot barcode	WH	St
water3 (water3)													
1	WPRCPT-00340		Σε εξέλιξη	pRCPT-00910	Αίτημα παραλαβής	11/07/2023	5.000	TEM	L0001243	4		To: 1	

From this moment on, when the user selects the receipt request (Search item (Request)), the dialog now displays the information of the new lot created.

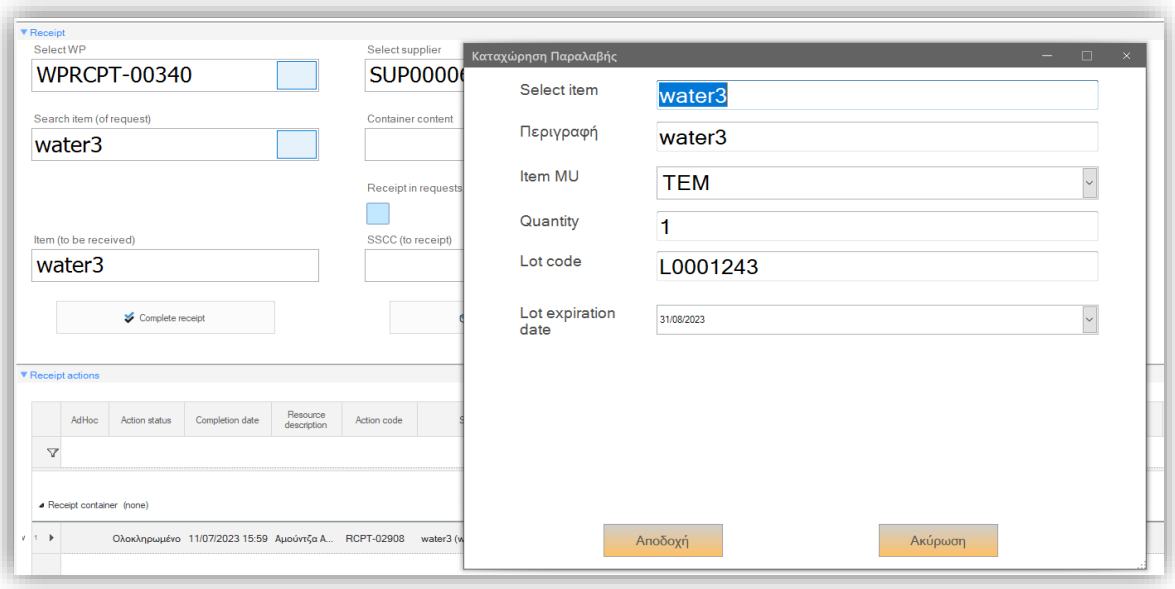

The functionality described above in the form of an example, can be enabled via a new parameter in the ES00KioskParams.xml file:

COPY_NEW_LOT_TO_REQUEST_ITEM

3.1.3 New container from SCC scan

In this version, the process of creating a new container from an SSCC scan has been improved. More specifically, in order to optimize user time of executing the process, after checking that there is no container in the the Receipt Station,

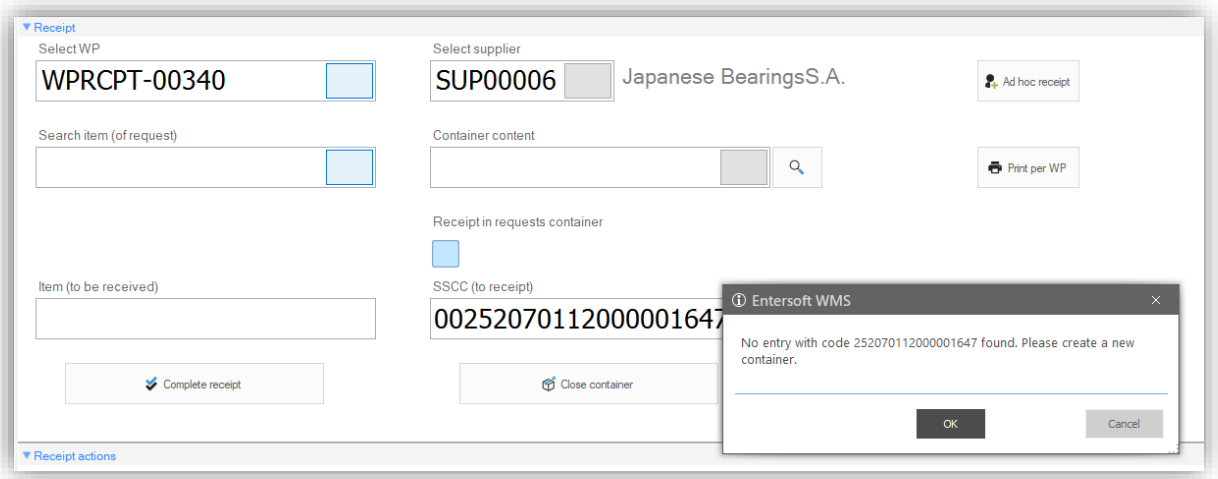

a New Container will be created automatically.

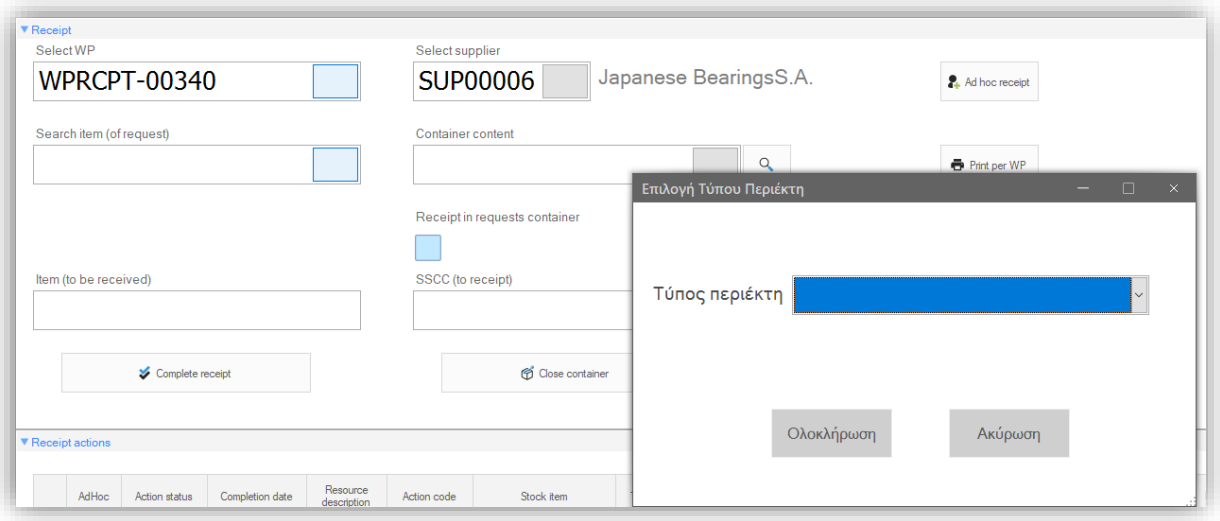

3.1.4 Delete Action Item with weighing

As far as the deletion of action items is concerned, the following differentiation method has been implemented:

1. In the form that does not include weighing, the action items come grouped by item and dimensions, so the user can delete based on the quantity they choose each time.

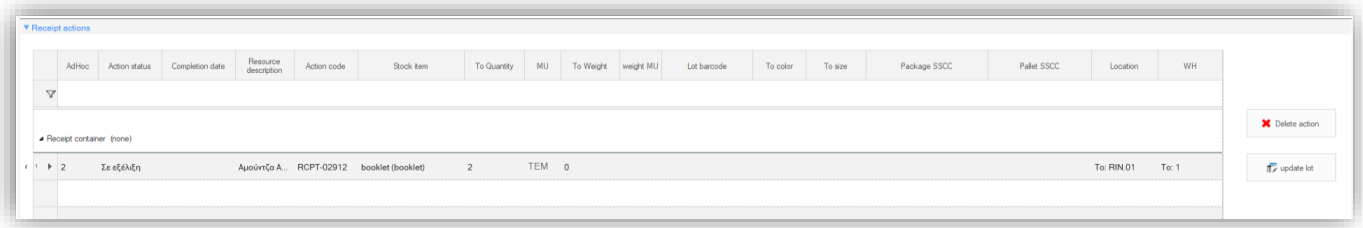

2. In the form that includes weighing, the action items do not come grouped (as item weighing is involved in every action item), therefore the deletion is made per action item.

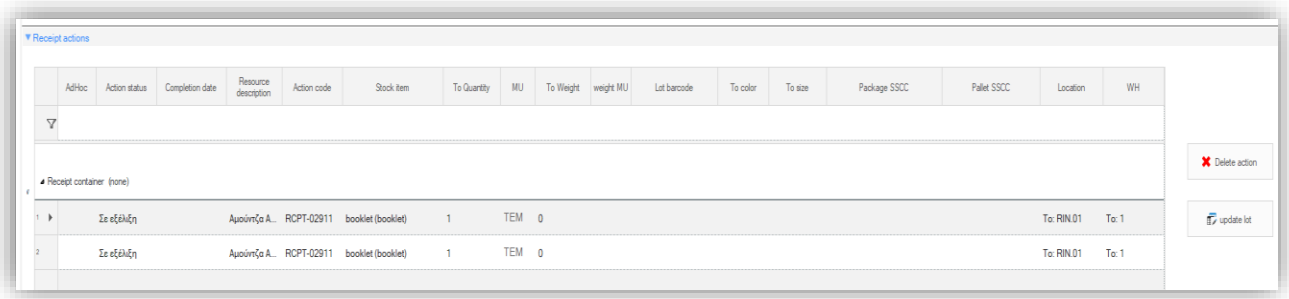

3.2 Packing Station

3.2.1 Touch functionality in search fields

In the search fields (either via F3 or Shift+F3) of the Receipt Station form, fields were added that perform the search by being pressed. This functionality serves the full touch mode, although it is also available in a keyboard environment.

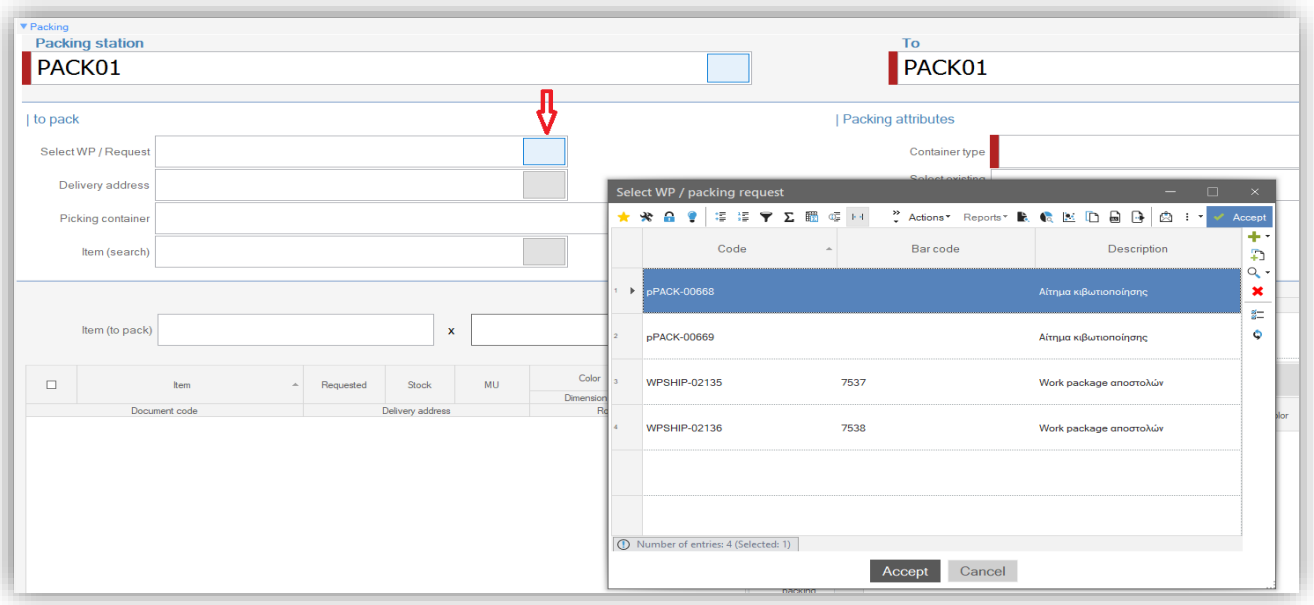

This functionality is also available in hotfix of versions 5.3.0.0, 5.4.0.0 and 5.5.0.0.

3.2.2 Item and quantity confirmation screen

The extension concerns an already existing functionality, and the case where the parameter in file ES00KioskParams has a value of 2:

INPUT_QTY_DEFAULT_VALUE_BASED_ON_PACK_REQUESTS

Note that in this case, when an item for packing with a quantity of requests > 1 is scanned, then a quantity confirmation screen is displayed with the total amount of item requests scanned as the default quantity.

Essentially, a new screen was created where the user has the ability to avoid mistakes, as they can now see what item has been scanned and confirm the quantity.

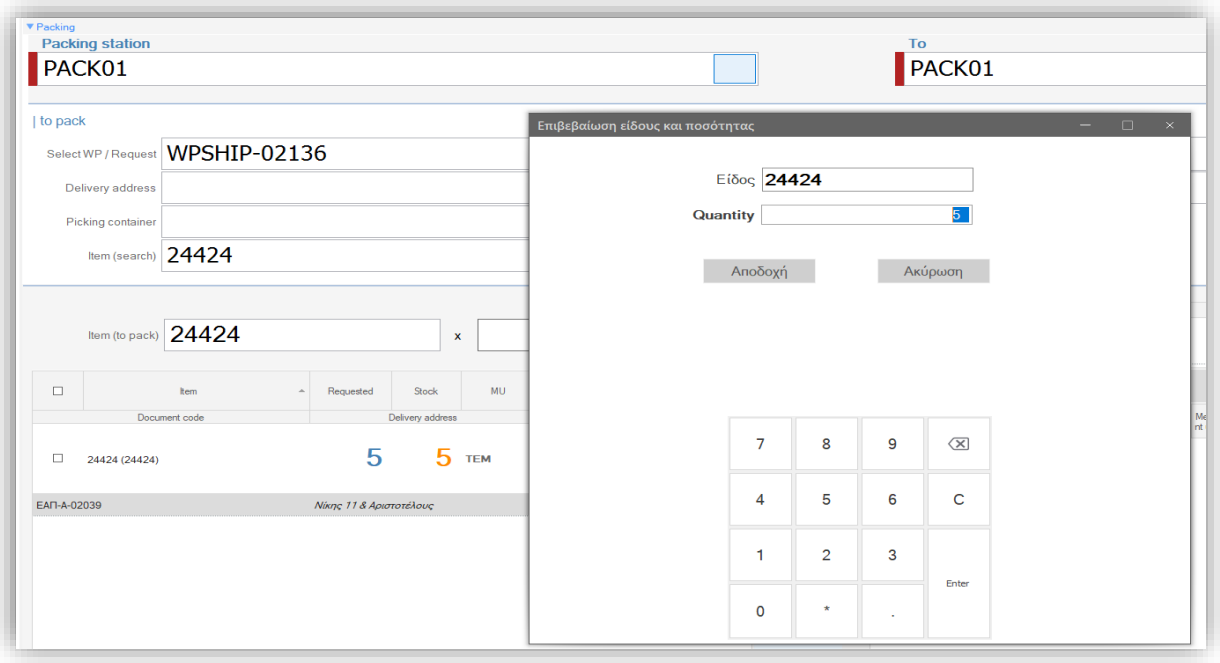

The same solution was implemented even when an item is selected from packing requests (without any scanning).

3.3 Product Station

3.3.1 Ad Hoc Production

With this functionality we tried to meet the need for ad hoc production of an item against a specific order. This was achieved by adding 2 new fields shown below.

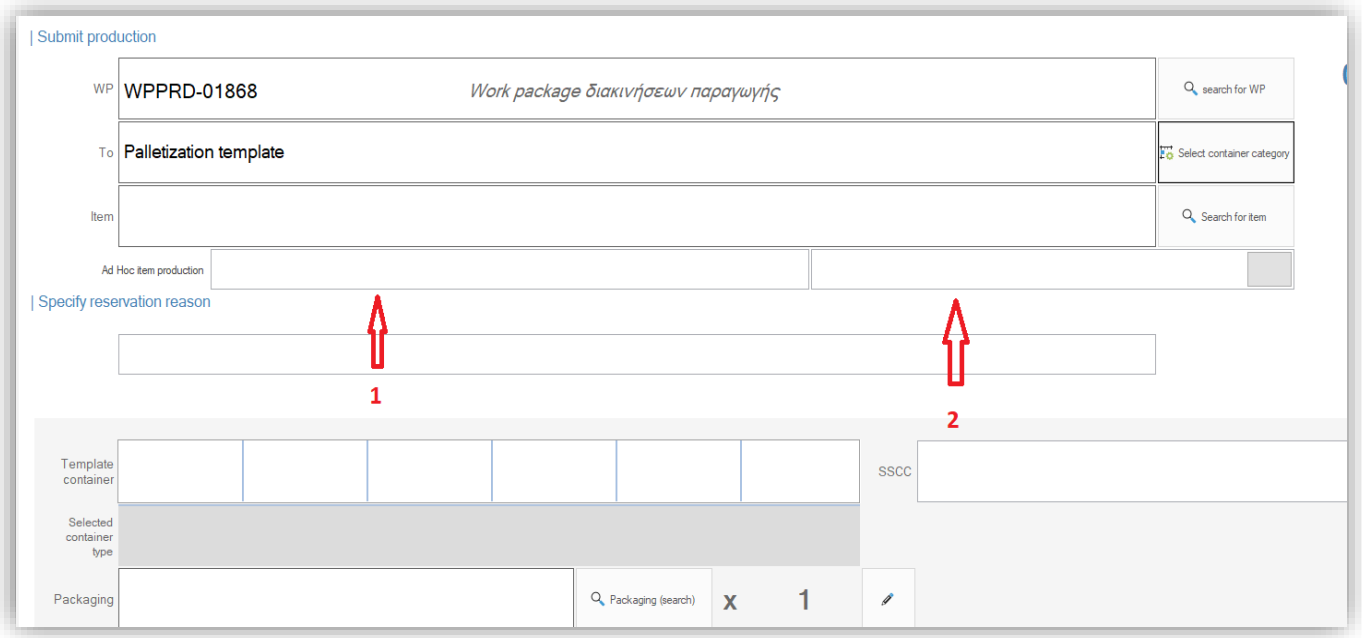

1. With the left field we covered the ability of a user to scan the item (the item is resolved).
2. On the other hand, with the right field we covered F3 and the view opening to allow the user to choose an item.

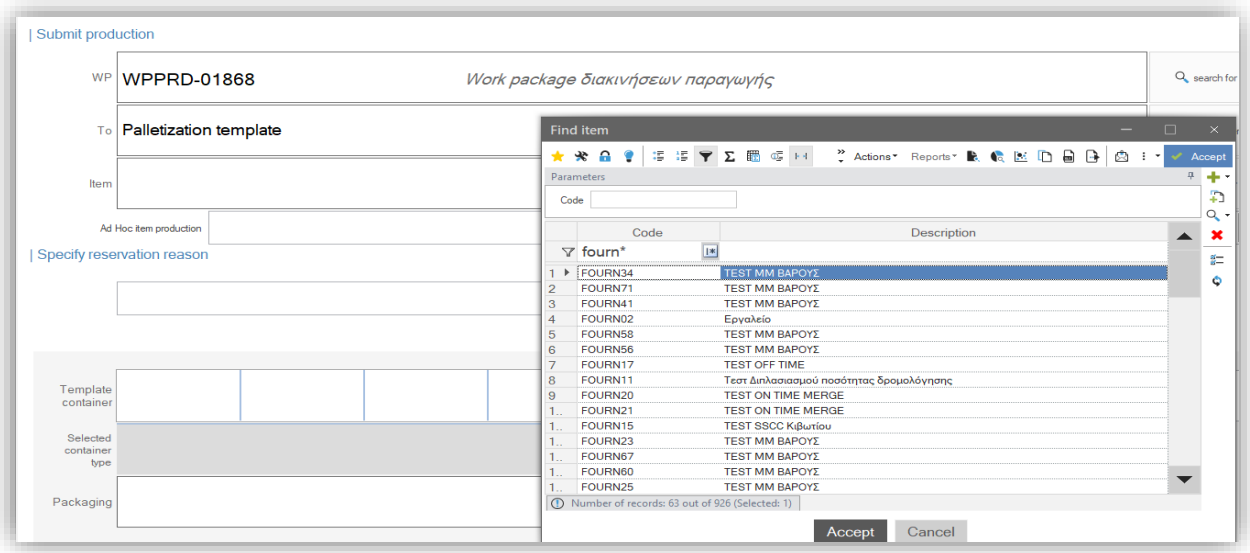

The display of these 2 fields in the Product Station form depends on the parameter in the Config.xaml file:

AD_HOC_ITEM_SEARCH

3.3.2 Weighing with manual tare declaration

In this release, everything that has been implemented for the tare at the Receipt Station has now also been transferred to the Product Station.

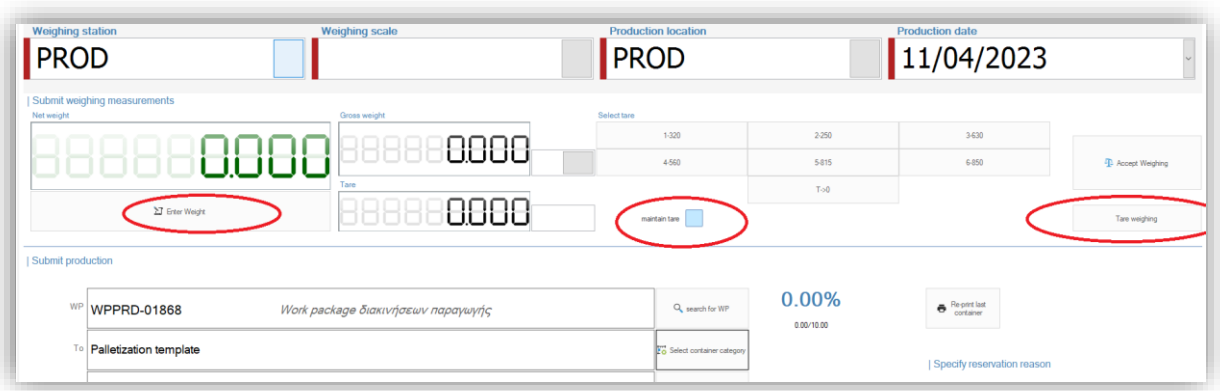

3.4 Operation Entry

In this version, two extensions have been implemented concerning the process of recording the actions duration in our Kiosk applications. More specifically:

- Packing Station
- Receipt Station
- Product Station

To enable this functionality, Enable duration tracking must be selected in the action type (each time accordingly).
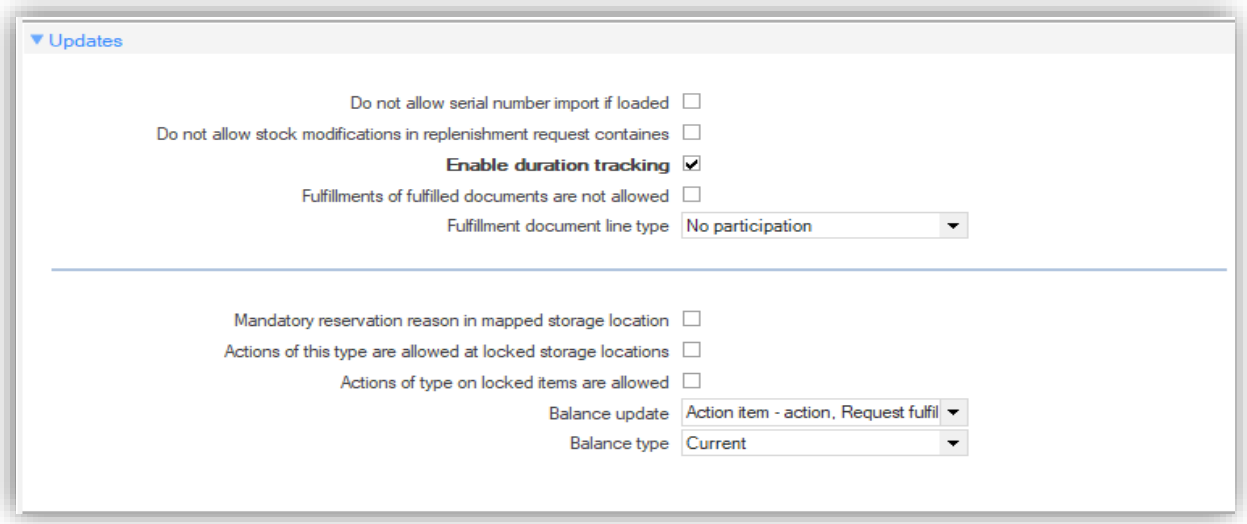
Configuration >Warehouse Management>Action Types>Selection of each type (PACK, RCPT, PROD)